



**Karndean**  
Designflooring



Simply beautiful floors  
that you'll love for a lifetime







|                 |          |
|-----------------|----------|
| <b>ABOUT US</b> | <b>5</b> |
| Benefits        | 6        |
| Our ranges      | 9        |
| New products    | 10       |
| At a glance     | 16       |

|                           |           |
|---------------------------|-----------|
| <b>KARNDEAN IN THE...</b> | <b>20</b> |
| Kitchen                   | 20        |
| Bathroom                  | 22        |
| Living room               | 24        |

|                         |           |
|-------------------------|-----------|
| <b>GLUEDOWN RANGES</b>  | <b>26</b> |
| Why gluedown?           | 28        |
| What is Designflooring? | 30        |

|                   |    |
|-------------------|----|
| <b>Art Select</b> |    |
| Wood              | 34 |
| Stone             | 50 |

|                 |    |
|-----------------|----|
| <b>Da Vinci</b> |    |
| Wood            | 62 |
| Stone           | 72 |

|                     |    |
|---------------------|----|
| <b>Michelangelo</b> |    |
| Stone               | 82 |

|                 |    |
|-----------------|----|
| <b>Van Gogh</b> |    |
| Wood            | 90 |

|             |     |
|-------------|-----|
| <b>Opus</b> |     |
| Wood        | 104 |
| Stone       | 112 |

|                    |     |
|--------------------|-----|
| <b>Knight Tile</b> |     |
| Wood               | 120 |
| Stone              | 132 |

|                                  |            |
|----------------------------------|------------|
| <b>DESIGNFLOORING COMPONENTS</b> |            |
| <b>(Fold-out guide)</b>          | <b>141</b> |
| Decorative borders               | 142        |
| Design strips                    | 144        |
| Design features                  | 146        |

|                     |            |
|---------------------|------------|
| <b>KALEIDOSCOPE</b> | <b>148</b> |
|---------------------|------------|

|                          |            |
|--------------------------|------------|
| <b>LOOSE LAY</b>         | <b>156</b> |
| Why loose lay?           | 158        |
| <b>Karndean LooseLay</b> |            |
| Wood                     | 160        |
| Stone                    | 174        |

|                   |            |
|-------------------|------------|
| <b>RIGID CORE</b> | <b>180</b> |
| Why rigid core?   | 182        |
| <b>Korlok</b>     |            |
| Wood              | 184        |

|                          |     |
|--------------------------|-----|
| Sample service           | 192 |
| Online tools             | 193 |
| Contact us               | 194 |
| Cleaning and maintenance | 195 |
| Product overview         | 196 |









## At Karndean we see flooring differently...

We travel the world in our quest to bring you exceptional floors that inspire and delight. From the ancient forests of Europe, to the remote Australian outback and beyond, we seek out expressive and intriguing forms in the natural world to influence our unique floor designs.

By combining these original features with cutting edge design, we create simply beautiful floors that you'll love for a lifetime.





# Why Karndean?

All the benefits of Karndean Designflooring...



## Durable

Unlike other flooring alternatives, Karndean gives you the look and feel of natural products but with the durability and resilience of luxury vinyl.



## Comfortable underfoot

Our products are softer and warmer underfoot than natural wood and stone flooring.



## Environmentally friendly

All Karndean floors are 100% recyclable and environmentally friendly.



## Lifetime guarantee

Designed to give you peace of mind, every Karndean floor is guaranteed to last for years to come.



## Waterproof

Karndean's waterproof floors stand up to spills of all sizes and won't swell, crack or warp when wet.



## Pet friendly

From muddy paw prints to household accidents and anything in-between, Karndean's low-maintenance floors are designed with pets in mind.



## Hygienic

Unlike carpets, our floors don't hold dust, dirt, pollen or other allergens.





**Easy to clean and look after**

A sweep and mop with Karndeans Clean is all you need to keep your Karndeans floor looking great.



**Child friendly**

Karndeans floors offer children a safe and comfortable space to play, and parents a durable, easy-to-clean surface.



**Quiet compared to other hard floors**

Karndeans is quieter underfoot compared to most hard flooring alternatives.



**Realistic wood and stone designs**

Inspired by nature, our products are designed in-house and realistically replicate the look and feel of real wood and stone materials.



**Compatible with underfloor heating**

For added warmth, Karndeans is perfectly suitable for underfloor heating systems up to 27°C.



**K-Guard+**

We use K-Guard+ surface technology for scuff and stain resistance ensuring there is no need to apply an additional surface treatment following installation.



**Resists indentation**

All Karndeans floors stand up to the impact of day to day life.



# Product overview

We offer three types of product:

gluedown, loose lay and rigid core.






## Gluedown



|  |  |
|--|--|
|  <p>Individual tiles and planks are stuck down using adhesive</p> |  <p>Personalise with design strips and borders</p>                          |
|  <p>Professional installation required</p>                        |  <p>No expansion gap required</p>   |
|  <p>Range of price points to suit different budgets</p>           |  <p>Available in a wide range of designs, colours, textures and formats</p> |
|  <p>Subfloor must be dry, smooth and flat</p>                     |  |









## Loose lay



|  |  |
|--|--|
|  <p>Quick and easy to install</p>               |  <p>No expansion gap required</p>           |
|  <p>Reduces noise transfer by 13dB</p>          |  <p>Suitable for subfloors up to 95% RH</p> |
|  <p>Installs over most existing hard floors</p> |  |

## Rigid core












|  |   |
|--|---|
|  <p>Quick and easy to install</p>               |  <p>Suitable for subfloors up to 95% RH</p>    |
|  <p>Hides subfloor imperfections</p>            |  <p>Reduces noise transfer by 19dB</p>         |
|  <p>Installs over most existing hard floors</p> |  <p>Enables preservation of existing floor</p> |
|  <p>5G click-locking mechanism</p>              |  <p>Expansion gap of 5mm required</p>          |





# Our ranges


## The right look for every room

We know that style is personal and every space is different. To help you find the right floor for your home, see what each of our ranges have to offer:

|   | Wood | Stone |  |
|---|------|-------|--|
|    | ✓    | ✓     | Lovingly created to reflect the natural materials that inspired them. These planks and tiles give you timeless craftsmanship at your feet.                                       |
|    | ✓    | ✓     | Smooth slender planks and richly textured tiles with a modern twist. Bevelled edges create distinct definition.  |
|    |      | ✓     | Make a statement with mosaics, metallics or soft contoured pebbles. Unique and character-packed surfaces.  |
|    | ✓    |       | The character of real timber in a wide range of designs including distressed, reclaimed and limed woods.   |
|  | ✓    | ✓     | Fresh and contemporary. Available in larger plank and tile sizes. Simple lines and sleek design combine to create a clean, modern look.  |
|  | ✓    | ✓     | Our widest range of planks and tiles at our most affordable prices ensures there's something for everyone.   |
|  | ✓    | ✓     | Add impact with a wide array of hues, shapes and patterns including cubes, hexagons, chevrons and woven designs.   |
|  | ✓    | ✓     | With its innovative friction grip backing, Karndean LooseLay is quick and easy to fit over most existing hard floors.  |
|  | ✓    |       | Due to its K-Core technology, Korlok benefits from quick and easy installation with a click-locking mechanism and its pre-attached backing offers excellent acoustic properties. |







Inspired by  
quarried  
limestone...

■ Lutum SP218 - page 119


Our design team were eager to introduce a limestone product from a unique batch discovered whilst visiting local quarries in England. By using both faces of the stone, we have created two individual designs within one product. Initially etching the limestone to create a bleached effect, we used the 'satino' process – a high pressure process that brushes the surface – to uncover its natural character.





Argento SP217 - page 116





Create a  
contemporary  
space...

Inspired to create an iconic and thought-provoking effect, we combined the natural characteristics of European Oak with the best of modern processes, to produce this innovative and potentially divisive design; the uncertainty of this product's origin piques the interest of all who encounter it. Incorporating a 'shuttered concrete' effect allows the classic knots and cross-sawn markings of the original European Oak to subtly show through, creating a truly original aesthetic.









## New timeless slate floors...

Black River Slate **ST15** - page 139

Our new Knight Tile designs feature three timeless slate looks all created from slate sourced by our in-house designers from a live quarry in the Lake District. From the traditional style of Black River Slate with its dark charcoal tones creating a three-dimensional riven appearance, and subtle grey modern tones of Grey River Slate to Honed Oyster Slate with its smooth, neutral finish and distinctive linear markings.

Grey River Slate **ST16** with DS10 3mm design strip



Honed Oyster Slate ST17 - page 135





# Wood at a glance - all ranges






■ Art Select  
 ■ Da Vinci  
 ■ Van Gogh  
 ■ Opus  
 ■ Knight Tile  
 ■ LooseLay  
 ■ Korlok



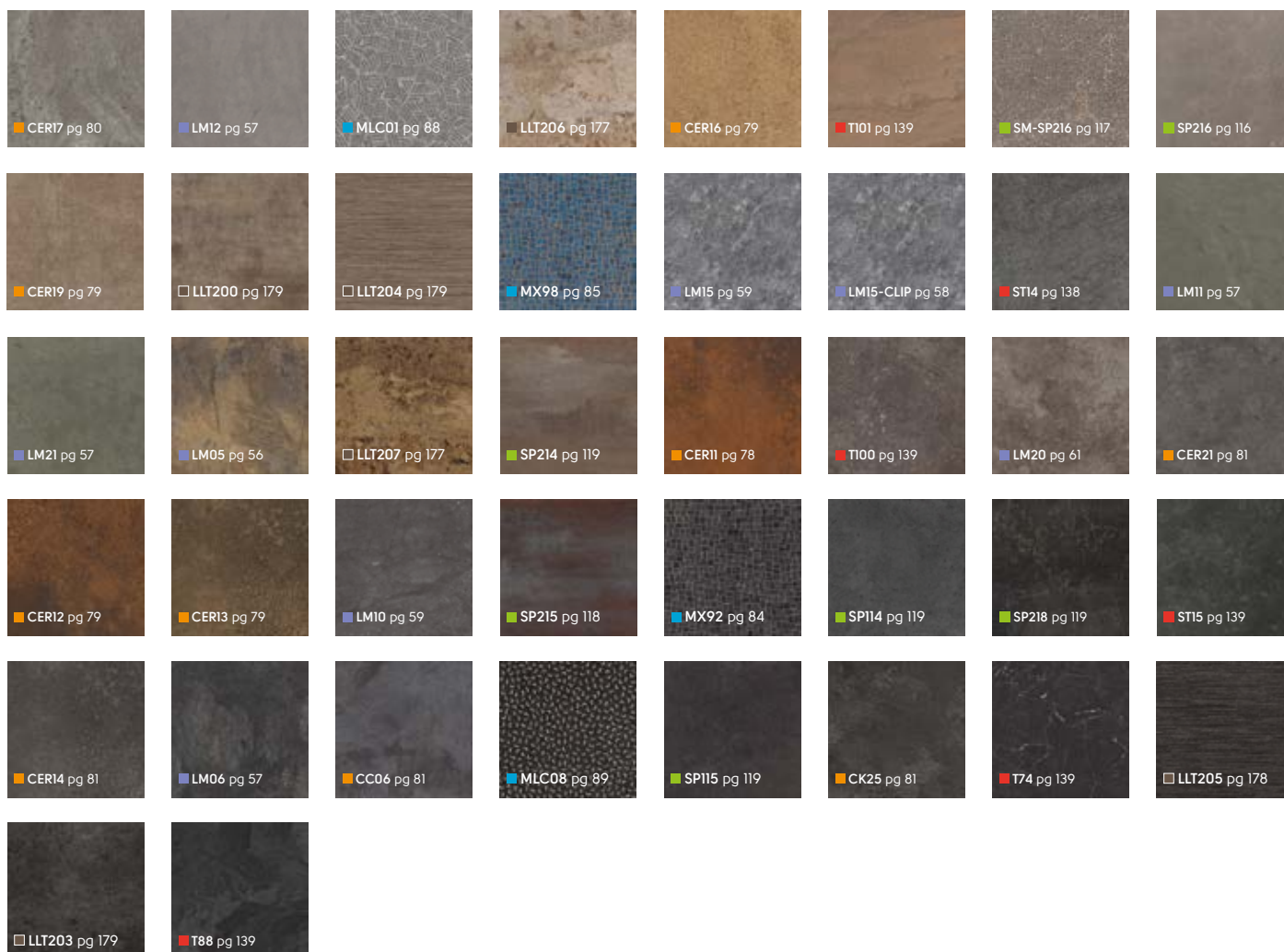


# Stone at a glance - all ranges






■ Art Select   
 ■ Da Vinci   
 ■ Michelangelo   
 ■ Opus   
 ■ Knight Tile   
 ■ LooseLay



If you are looking for something completely different, look to our Kaleidoscope range. Kaleidoscope by Karndean Designflooring features a wide array of hues, shapes and patterns including cubes, hexagons and woven designs, all carefully crafted by our in-house product designers to offer 3D impact, movement or visual contrast.





# Karndean in the Kitchen

The kitchen is the hub of the home and without a doubt the room where your floor works hardest. From accidental food and drink spills to the hustle and bustle of rushed mornings, parties and gatherings, your kitchen floor has to put up with a lot. A Karndean floor in your kitchen not only looks great, it's also easy to clean and hygienic.



Waterproof



Easy to clean  
and look after




Durable

'Explore by Room'  
on our website  
[www.karndean.com](http://www.karndean.com)  
for more  
information.



■ Washed Swiss Pine **RKP8113** - page 188



■ Coastal Sawn Oak **KP136** - page 126



■ Classic Oak **VGW86T** - page 96





■ Argen **WP414** - page 111



■ Storm Oak **AP07** - page 36



■ Sable **CER16** - page 79



■ Cubix **KAL03** - page 150



□ Raven Oak **LLP302** - page 165



■ Santi Limestone **LST05** - page 76



# Karndean in the Bathroom

Karndean Designflooring is warm underfoot and waterproof, making it ideal for your bathroom. With Karndean, you can achieve the look you want but without the practical limitations of natural stone and wood, meaning your bathroom floor will remain in great condition for many, many years to come.



Waterproof




Compatible with  
underfloor heating



Comfortable  
underfoot

'Explore by Room'  
on our website  
[www.karndean.com](http://www.karndean.com)  
for more  
information.




■ Drift CER17 - page 80



■ Classic Oak VGW86T - page 96



■ Otono LM15 | Fiore LM16 - page 59



■ Texas White Ash RKP8105 - page 187





■ Bath Stone **ST12** - page 136



■ Columba **WP422** - page 107



□ Burlington **LLP110** - page 173



■ Hexa **KAL09** - page 152



■ Navarra.Chalk **MS2** - page 86



■ Black Riven Slate **ST15** - page 139



# Karndean in the Living room

A living room is a space with so many different functions. From a quiet, cosy reading space to a place where you can gather with friends to watch the game, your living room needs to be functional, but it also needs to look great and reflect your unique style. A Karndean floor in your living room can help you achieve all this and still make a real statement. Durable yet stylish, let us inspire you...



Lifetime guarantee



Realistic wood and stone designs




Comfortable underfoot

'Explore by Room'  
on our website  
[www.karndean.com](http://www.karndean.com)  
for more  
information.



■ Antique French Oak **RKP8110** - page 191



■ Washed Scandi Pine **KP132** - page 122



■ Umbrian Nero **MX92** - page 84





■ Apex **KAL07** - page 153



■ Spirito Limestone **LST04** - page 76



■ Burnt Ginger **VG5-7** - page 98



■ Country Oak **LLP92** - page 168



■ Lime Washed Oak **SM-KP99** - page 125



■ Fabrica **WP419** - page 106









Gluedown  
ranges



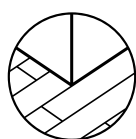




# Why Gluedown?

Our gluedown ranges offer our widest choice of colours and formats. Features such as textured emboss or our premium handscraped finish, wide bevels or flat edges make each range unique to Karndean and serve to highlight the faithful replication of the original wood and stone that inspired each of our products.


## What makes Gluedown unique?



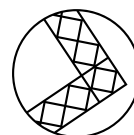
No expansion gap required



Range of price points

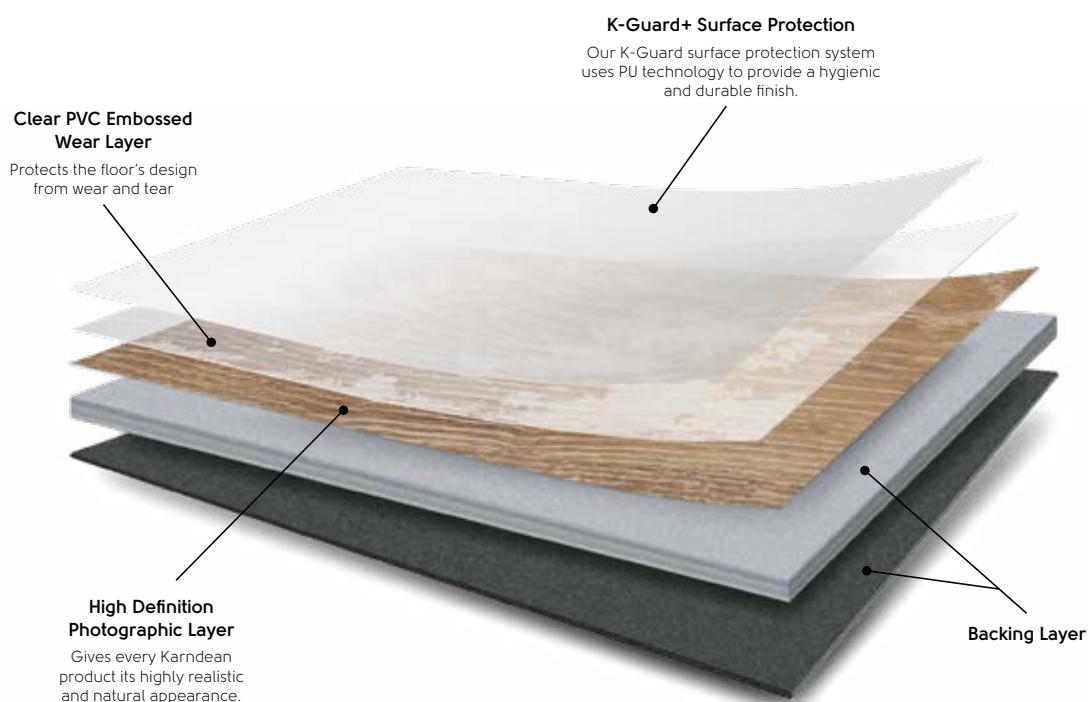


Available in a wide range of designs, colours, textures and formats



Can be personalised with design strips or complementary borders

## Gluedown's construction





# What is Designflooring?

The beauty of Karndean is that you can take any of our products and, with a little imagination, create your own design within minutes.



When deciding which Karndean flooring you want to use, the advice we always give is to make sure you consider what is going to tie everything together and make most of the space. Look at the cabinets, the wallpaper, countertops, furniture and use these different elements to help you to decide which type of flooring is going to look best.

See page 141 for our fold-out guide to **Designflooring Components**.



## Wood

Let's look at one of our Da Vinci wood products, **RP41 Australian Walnut**








# Stone

Using one of our Knight Tile stone products, **ST14 Cumbrian Stone**






## Take the example of a kitchen installation

The first decision is: **wood or stone?**

If your countertops are wood butcher block, you could opt for a wood design in the same shade or a contrasting shade. However, in this case, as there is a lovely mottled cream and grey granite to work with, we felt that stone was the way to go.



Next we needed to pick our

## main floor tile

and for this kitchen we decided on Knight Tile's Portland Stone as it highlighted the robin's egg blue of the cabinets and the grey and black specks in the countertop. Visually, the rectangular shape helps to make the space look wider.



Once the main floor is chosen you can then start the fun part of choosing your

## design components.



As this is a stone design, we first considered whether or not we wanted to add a strip. You can go without, however a strip makes more of a statement so we definitely wanted one.

We narrowed it down to three:

**DS15 Clay, DS16 Charcoal and DS10 Chalk.**

We decided on DS10 as it is smooth with minimal texture and the white gives a clean and minimalistic finish to the floor.



You could lay the floor straight with the strip.



But for this floor we went for a brick laid effect to add more visual interest in the space.

Now this floor could be finished, but...

## we weren't quite done yet!

We offer ready made borders that go perfectly with these tiles.

With three borders to choose from, we opted for the Light Mosaic border to keep the space nice and light. It really worked and is the perfect finishing touch to this space.



With Karndean it's not just about laying the floor, but also how you design it.

Just by reading the space and paying attention to detail, it's easy to create a stylish look that is unique to your home.









Full of charm and character, our premium Art Select wood collection brings the natural beauty of real wood to life in your home.

Through meticulous attention to detail and careful selection of some of the most beautiful and inspiring natural woods, our Art Select wood collection includes our most intricate designs and realistic embosses. Each plank is handcrafted to reflect the unique grains, knots and textures of natural wood, but unlike real wood, we're able to design a floor that's not only beautiful and realistic, but is also practical.

Everything that a beautiful wood floor should be, and so much more, each of our Art Select woods tells its own story.

# Art Select Wood





Art Select

# Art Select Parquet

Inspired by traditional parquetry, we've taken classic parquet and crafted a collection that will transform any room in your home with our most intricate and elegant oak designs. Charming and sophisticated, our parquet flooring can be arranged in a variety of patterns. Make the most of open plan living spaces and 'room to room' layouts by teaming our stunning Art Select Parquet designs with their matching full length planks.

Storm Oak **AP07** with DS12 5mm design strip





For a full **Product overview** of Art Select Wood, see page 196.

See page 141 for our fold-out guide to **Designflooring components** to create your own designflooring style.









Blond Oak **AP01** and Spring Oak **RL01** with DS05 3mm, DS01 10mm and RL01 30mm design strips



Morning Oak **AP06** and **HC02** with DS06 10mm design strip



Auburn Oak **AP02**

For a full **Product overview** of Art Select Wood, see page 196.

See page 141 for our fold-out guide to **Designflooring components** to create your own designflooring style.









Sundown Oak **AP04** with DS01 5mm design strip



Spanish Cherry **AP05**



#### Comfortable underfoot

Our products are softer and warmer underfoot than natural wood and stone flooring.



Black Oak **AP03**

For a full **Product overview** of Art Select Wood, see page 196.

See page 141 for our fold-out guide to **Designflooring components** to create your own designflooring style.





Art Select

# Art Select Oak Royale

Inspired by the natural warmth of traditional oak flooring, our Oak Royale collection is one of a kind, featuring an array of realistic grains and wide range of colour hues. This beautiful collection offers some of our most intricate designs featuring realistic grain and knot details and a gently rippled hand-scraped texture, to create a truly authentic look.



Summer Oak **RL02**Summer Oak **RL02** with DS05 10mm design stripSpring Oak **RL01** with DS05 3mm and DS01 10mm design stripsAutumn Oak **RL03**

For a full **Product overview** of Art Select Wood, see page 196.

See page 141 for our fold-out guide to **Designflooring components** to create your own designflooring style.





Winter Oak **RL04**



Santina Cherry **RL07**



### Lifetime guarantee

Designed to give you peace of mind, every Karndean floor is guaranteed to last for years to come.



For a full **Product overview** of Art Select Wood, see page 196.

See page 141 for our fold-out guide to **Designflooring components** to create your own designflooring style.









Art Select

# Art Select Oak Premier

Full of warm, variable tones and crafted to match the traditional look of real oak flooring, each of our Oak Premier designs will create a really homely, classic look in any space.

Sundown Oak HC04




Midnight Oak **HC06**

Dusk Oak **HC03**

Morning Oak **HC02**

Evening Oak **HC05**

Dawn Oak **HC01**

For a full **Product overview** of Art Select Wood, see page 196.

See page 141 for our fold-out guide to **Designflooring components** to create your own designflooring style.





Art Select

# Art Select Handcrafted

Warm and inviting, each Handcrafted wood design has been delicately created with a registered emboss to follow the exact grain and knot details of the design for a truly authentic look. If you adore the look and feel of rustic aged timber but want to avoid the hassle of sanding and waxing real wood, look no further than our Handcrafted woods.



Hickory Nutmeg **EW03**Hickory Paprika **EW01****K-Guard+**

For scuff and stain resistance, K-Guard+ ensures there is no need for an additional surface treatment following installation.

Hickory Peppercorn **EW02**

For a full **Product overview** of Art Select Wood, see page 196.

See page 141 for our fold-out guide to **Designflooring components** to create your own designflooring style.









Effortlessly stylish and one of a kind, our premium Art Select stone collection brings the natural beauty of travertine, slate, marble and limestone to life in your home.

Expect our most authentic designs and realistic embosses, handcrafted to reflect the unique patterns and textures of real stone.

Precious and individual, each of our Art Select stones tells its own story.

# Art Select Stone





Art Select

# Art Select Travertine

Inspired by tumbled travertine, our stone designs feature delicate tones and a soft mottled pattern that adds interest and complexity. Each colour is available in two size formats, for seamless integration that will help define an area without the requirement of physical divide, taking your interior design one step further.





Washburn **LM07** with DS10 3mm design strip



Washburn **LM27**



#### Easy to clean and look after

A sweep and mop with Karndean Clean is all you need to keep your Karndean floor looking great.



Washburn **LM07** with DS10 3mm design strip

For a full **Product overview** of Art Select Stone, see page 199.

See page 141 for our fold-out guide to **Designflooring components** to create your own designflooring style.





Caldera **LM08** with DS13 3mm design strip



Caldera **LM28** and **LM08**



Gallatin **LM09** with DS15 3mm design strip

For a full **Product overview** of Art Select Stone, see page 199.

See page 141 for our fold-out guide to **Designflooring components** to create your own designflooring style.









Art Select

# Art Select Slate

Our bold and versatile slates will add architectural emphasis and clarity to any interior, whether traditional or contemporary. Handcrafted to offer the same intricate hues and textures of real slate, without the natural drawbacks, our designs are available in extra-large rectangular tiles and traditional random panel designs.



Corris **LM22** with DS10 3mm design stripOakeley **LM11**Oakeley **LM21** with DS10 3mm design stripCorris **LM12**Canberra **LM06** with DS15 3mm design strip

For a full **Product overview** of Art Select Stone, see page 199.

See page 141 for our fold-out guide to **Designflooring components** to create your own designflooring style.





Art Select

# Art Select Marble

Create a truly classic look with our stunning Marble designs. The range features elegant black and white tiles that can be used on their own, as a chequerboard design or with classic clipped corners. For something different our discreet acid marble design, Ashford, comes in a stunning random panel layout.





Fiore LM16



Ashford LM10



Otono LM15 and Fiore LM16



Otono LM15



Fiore LM16-CLIP





Art Select

# Art Select Limestone

A simple way of breathing fresh air into your home is with our natural limestone range. With rich organic hues, our Limestone designs bring both a calming and indulgent ambience. Each design comes in a beautiful random panel layout that will add interest to any space.





Alderney LM03



Herm LM20

### Sample Service

**Can't decide?** Try a sample in the comfort of your own home. Order online or visit a retailer or our showroom to pick out your favourites. See page 192.



Guernsey LM02



Jersey LM01

For a full **Product overview** of Art Select Stone, see page 199.

See page 141 for our fold-out guide to **Designflooring components** to create your own designflooring style.







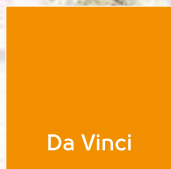


Each of our Da Vinci planks feature a wide bevelled edge and light surface finish, creating a traditional look with a modern twist heavily influenced by reclaimed materials and the aging processes applied to achieve a rustic finish.

With a wide range of colours and designs, from the pale tones of American Oak to the richness of Australian Walnut, there's something to suit any decor.

Da Vinci  
**Wood**









Natural Oak **RP102** with DS05 10mm design strip



Harvest Oak **RP103**



Limed Linen Oak **RP98**



Fresco Light Oak **RP90**

For a full **Product Overview** of Da Vinci Wood, see page 196.

See page 141 for our fold-out guide to **Designflooring components** to create your own designflooring style.





Limed Jute Oak **RP97**



Blended Oak **RP95**



Arno Smoked Oak **RP92** with DS02 5mm design strip



### K-Guard+

For scuff and stain resistance, K-Guard+ ensures there is no need for an additional surface treatment following installation.



Lorenzo Warm Oak **RP91**

For a full **Product Overview** of Da Vinci Wood, see page 196.

See page 141 for our fold-out guide to **Designflooring components** to create your own designflooring style.









Da Vinci

Single Smoked Acacia **RP104**





Limed Silk Oak RP96



Coastal Driftwood RP100

### Sample Service

**Can't decide?** Try a sample in the comfort of your own home. Order online or visit a retailer or our showroom to pick out your favourites. See page 192.



Limed Cotton Oak RP99

For a full **Product Overview** of Da Vinci Wood, see page 196.

See page 141 for our fold-out guide to **Designflooring components** to create your own designflooring style.





Double Smoked Acacia **RP105**



Scorch Oak **RP94**



Australian Walnut **RP41** with DS01 5mm design strip

For a full **Product Overview** of Da Vinci Wood, see page 196.

See page 141 for our fold-out guide to **Designflooring components** to create your own designflooring style.













Our Da Vinci collection offers the rich textures of natural stone, weathered steel, woven fabric and more, all with a comforting warmth unique to Karndean Designflooring.

The wide bevel adds definition to each tile and our range of complementary borders and design strips provide the perfect finishing touch.

Da Vinci  
**Stone**



Da Vinci






Alabaster **CC04** with DS14 3mm design strip

Bluff **CER18** with DS15 and AF06 3mm design strips

Sienna **LST02**


### Comfortable underfoot

Our products are softer and warmer underfoot than natural wood and stone flooring.


Piazza Limestone **LST03** with DS15 3mm design strip

For a full **Product Overview** of Da Vinci Stone, see page 200.

See page 141 for our fold-out guide to **Designflooring components** to create your own designflooring style.





Spirito Limestone **LST04** with DS10 3mm design strip



Cambric **CER20** with Kousa border (see right)



### Waterproof

Karndean's waterproof floors stand up to spills of all sizes and won't swell, crack or warp when wet.



Santi Limestone **LST05** with DS10 3mm design strip and Canterbury border

For a full **Product Overview** of Da Vinci Stone, see page 200.

See page 141 for our fold-out guide to **Designflooring components** to create your own designflooring style.







Da Vinci







Sable **CER16** with AF06 3mm grout strip and Davyne border



Why not add a decorative border to your floor? See page 141 for more information.



Iron Ore **CER12** with AF07 3mm grout strip



Eisen **CER13** with DS15 3mm design strip



Burnet **CER19** with DS12 3mm design strip and Kousa Framed border

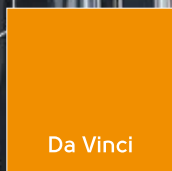


Why not add a decorative border to your floor? See page 141 for more information.

For a full **Product Overview** of Da Vinci Stone, see page 200.

See page 141 for our fold-out guide to **Designflooring components** to create your own designflooring style.





Da Vinci







Sindon **CER21** with DS12 3mm design strip



Why not add a decorative border to your floor? See page 141 for more information.



Noir **CK25** with DS18 3mm design strip



Carbon **CER14** with Accent border



Graphite **CC06** with DS17 3mm & 5mm design strip

For a full **Product Overview** of Da Vinci Stone, see page 200.

See page 141 for our fold-out guide to **Designflooring components** to create your own designflooring style.









Our Michelangelo collection contains some of our most unique designs. The soft contours of our Pebble and the contemporary Metallic effects use some of our most advanced techniques of registered embossing.

You can create a truly unique look by using Mosaic, Pebble and Metallic effect tiles, available in a variety of colours.

# Michelangelo Stone



Michelangelo

Umbrian Nero MX92





Ancient Onyx **MX95**Venetian Blue **MX97**

Why not add a decorative border to your floor? See page 154 for more information.



### Lifetime guarantee

Designed to give you peace of mind, every Karndean floor is guaranteed to last for years to come.

Umbrian Nero **MX92**Neopolitan Brick **MX93**Adriatic Blue **MX98**


For a full **Product Overview** of Michelangelo, see page 200.

See page 141 for our fold-out guide to **Designflooring components** to create your own designflooring style.





Andalucian Opal **MS5**



Santiago Lavastone **MS4**



Galician Quartz **MS1**



Navarra Chalk **MS2**

### Sample Service

**Can't decide?** Try a sample in the comfort of your own home. Order online or visit a retailer or our showroom to pick out your favourites. See page 192.



For a full **Product Overview** of Michelangelo, see page 200.

See page 141 for our fold-out guide to **Designflooring components** to create your own designflooring style.







Michelangelo



Tungsten MLC01





Comet **MLC07** with DS19 3mm and DS18 10mm design strips



### Waterproof

Karndean's waterproof floors stand up to spills of all sizes and won't swell, crack or warp when wet.



Tungsten **MLC01**



Atomic **MLC08** with DS18 3mm design strip

For a full **Product Overview** of Michelangelo, see page 200.

See page 141 for our fold-out guide to **Designflooring components** to create your own designflooring style.









Our popular Van Gogh collection captures the look of real wood in a variety of colours and designs from traditional rustic to cool contemporary. Large planks, distinctive grain details and a subtle texture create a style that works in any space.

Van Gogh  
**Wood**









Reclaimed Maple **VGW71T** with DS06 3mm design strip

Birch **VGW84T**


### Lifetime guarantee

Designed to give you peace of mind, every Karndean floor is guaranteed to last for years to come.


Macrocapra **VGW50T**

French Oak **VGW85T**

Auckland Oak **VGW52T**

For a full **Product Overview** of Van Gogh Wood, see page 197.

See page 141 for our fold-out guide to **Designflooring components** to create your own designflooring style.





Aged Redwood **VGW100T**



Honey Oak **VGW94T**



### Compatible with underfloor heating

For added warmth, Karndean is perfectly suitable for underfloor heating systems up to 27°C.



Distressed Oak **VGW82T** with DS06 3mm design strip



Frosted Birch **VGW83T**

For a full **Product Overview** of Van Gogh Wood, see page 197.

See page 141 for our fold-out guide to **Designflooring components** to create your own designflooring style.









Van Gogh

Classic Oak **VGW86T**





Lancewood **VGW44T** with DS05 3mm design strip



Burgundy Oak **VGW92T**



Vintage Pine **VGW76T**



Wellington Oak **VGW53T** with DS06 10mm design strip

For a full **Product Overview** of Van Gogh Wood, see page 197.

See page 141 for our fold-out guide to **Designflooring components** to create your own designflooring style.





Smoked Oak **VGW70T**  
with DS01 10mm design strip



Burnt Ginger **VG5-7**




Walnut **VGW87T**



### Easy to clean and look after

A sweep and mop with Karndean Clean is all you need to keep your Karndean floor looking great.



Hessian Oak **VGW93T** with DS06 10mm design strip

For a full **Product Overview** of Van Gogh Wood, see page 197.

See page 141 for our fold-out guide to **Designflooring components** to create your own designflooring style.









Burnished Cypress **VGW96T**



Reclaimed Redwood **VGW99T**



**Lifetime guarantee**

Designed to give you peace of mind, every Karndean floor is guaranteed to last for years to come.



Brushed Oak **VGW88T**



Bracken **VG1-7**



Christchurch Oak **VGW54T**









Van Gogh



Ebony **VGW89T**Smoked Beech **VGW98T**

### Sample Service

**Can't decide?** Try a sample in the comfort of your own home. Order online or visit a retailer or our showroom to pick out your favourites. See page 186.

Charred Oak **VGW102T**Burnished Beech **VGW97T**

For a full **Product Overview** of Van Gogh Wood, see page 197.

See page 141 for our fold-out guide to **Designflooring components** to create your own designflooring style.










Our Opus collection brings you a fresh, modern feel in some of our largest plank sizes. The wide range of tones and mix of surface finishes combined with clean lines means you can achieve a sense of simplicity and visual space whatever your colour scheme.

Opus  
Wood









Columba WP422



Pallida WP418



### Lifetime guarantee

Designed to give you peace of mind, every Karndean floor is guaranteed to last for years to come.



Avena WP423

For a full **Product Overview** of Opus Wood, see page 198.

See page 141 for our fold-out guide to **Designflooring components** to create your own designflooring style.





Primo **WP412**



Ignea **WP313**



Cera **WP314**



### Child friendly

Karndean floors offer children a safe and comfortable space to play, and parents a durable, easy-to-clean surface.



Weathered Elm **REN113**

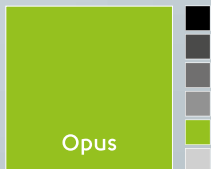
For a full **Product Overview** of Opus Wood, see page 198.

See page 141 for our fold-out guide to **Designflooring components** to create your own designflooring style.













Argen WP414



Grano WP311

### Sample Service

**Can't decide?** Try a sample in the comfort of your own home. Order online or visit a retailer or our showroom to pick out your favourites. See page 192.



Carbo WP318


For a full **Product Overview** of Opus Wood, see page 198.

See page 141 for our fold-out guide to **Designflooring components** to create your own designflooring style.










Our Opus collection includes a range of contemporary stone effects available in some of our largest tile sizes. The smoother surface and range of colours create a really clean, modern look to suit most spaces. Add complementary design strips between tiles for a realistic grout effect.

Opus  
Stone









### Waterproof

Karndean's waterproof floors stand up to spills of all sizes and won't swell, crack or warp when wet.



For a full **Product Overview** of Opus Stone, see page 201.

See page 141 for our fold-out guide to **Designflooring components** to create your own designflooring style.






Urbus **SP213** with AF05 3mm grout strip



Fumo **SM-SP216** with DS12 3mm grout strip



Argento **SM-SP217** with DS10 3mm grout strip



Argento **SP217** with DS10 3mm grout strip

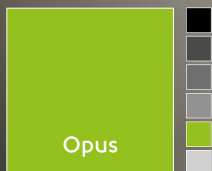
For a full **Product Overview** of Opus Stone, see page 201.

See page 141 for our fold-out guide to **Designflooring components** to create your own designflooring style.














Nero **SP115** with DS17 3mm design strip

### Sample Service


**Can't decide?** Try a sample in the comfort of your own home. Order online or visit a retailer or our showroom to pick out your favourites. See page 192.



Ombra **SP114** with DS12 3mm design strip



Lutum **SP218** with AF01 3mm design strip



Forma **SP214** with AF02 3mm grout strip


For a full **Product Overview** of Opus Stone, see page 201.

See page 141 for our fold-out guide to **Designflooring components** to create your own designflooring style.









Our Knight Tile wood collection offers our widest range of planks at our most affordable prices, ensuring there's something for everyone. Choose from a variety of design strips and borders to personalise your space.

Knight Tile  
**Wood**









Washed Scandi Pine **SM-KP132**



### Comfortable underfoot

Our products are softer and warmer underfoot than natural wood and stone flooring.



Grey Scandi Pine **KP131**



White Painted Oak **KP105**



Grey Limed Oak **SM-KP138**

For a full **Product Overview** of Knight Tile Wood, see page 198.

See page 141 for our fold-out guide to **Designflooring components** to create your own designflooring style.





For a full **Product Overview** of Knight Tile Wood, see page 198.

See page 141 for our fold-out guide to **Designflooring components** to create your own designflooring style.









Knight Tile



Warm Oak **KP39**Pale Limed Oak **SM-KP94** with Quadrant borderPale Limed Oak **KP94**

### Sample Service

**Can't decide?** Try a sample in the comfort of your own home. Order online or visit a retailer or our showroom to pick out your favourites. See page 192.

Rose Washed Oak **KP95**

For a full **Product Overview** of Knight Tile Wood, see page 198.

See page 141 for our fold-out guide to **Designflooring components** to create your own designflooring style.



Knight Tile



Classic Limed Oak **KP97** with DS06 3mm design strip



American Oak **KP40**Mid Limed Oak **KP96**Victorian Oak **KP91****K-Guard+**

For scuff and stain resistance, K-Guard+ ensures there is no need for an additional surface treatment following installation.

Aran Oak **KP67** with DS01 10mm design strip


For a full **Product Overview** of Knight Tile Wood, see page 198.

See page 141 for our fold-out guide to **Designflooring components** to create your own designflooring style.





Mid Brushed Oak **KP102**



Mid Worn Oak **KP103** with DS07 3mm design strip



Tudor Oak **KP38**



Aged Oak **KP98** with DS07 3mm design strip

For a full **Product Overview** of Knight Tile Wood, see page 198.

See page 141 for our fold-out guide to **Designflooring components** to create your own designflooring style.









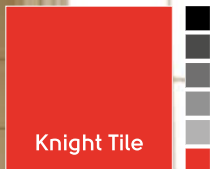




In our Knight Tile collection, you'll find a great selection of effects and styles to suit your needs, at our most affordable prices. Each colour and design reflects a wide range of natural materials from classic pale to contemporary dark stones for any space in your home.

Knight Tile  
**Stone**






Knight Tile







Cara **T98** with DS154 3mm design strip




Balin Stone **ST8** with DS14 3mm design strip

### Sample Service

**Can't decide?** Try a sample in the comfort of your own home. Order online or visit a retailer or our showroom to pick out your favourites. See page 192.



Carrara **T90**



Honed Oyster Slate **ST17** with DS12 3mm design strip and Windsor border

For a full **Product Overview** of Knight Tile Stone, see page 201.

See page 141 for our fold-out guide to **Designflooring components** to create your own designflooring style.





Soapstone **ST5** with DS15 3mm design strip



Portland Stone **ST13** with DS10 3mm design strip and Dark Mosaic border



Why not add a decorative border to your floor? See page 154 for more information.



Damas Stone **ST10** with DS16 3mm design strip



Bath Stone **ST12** with DS10 3mm design strip

For a full **Product Overview** of Knight Tile Stone, see page 201.

See page 141 for our fold-out guide to **Designflooring components** to create your own designflooring style.





Grey Riven Slate **ST16** with DS10 3mm design strip





Knight Tile

Cumbrian Stone **ST14** with DS10 3mm design strip and Dark Mackintosh border





Jura **T101** with DS14 3mm design strip and Portobello border



#### K-Guard+

For scuff and stain resistance, K-Guard+ ensures there is no need for an additional surface treatment following installation.



Onyx **T88** with DS17 3mm design strip



Black Riven Slate **ST15** with DS12 3mm design strip



Orkney **T100** with DS10 3mm design strip



Midnight Black **T74** with DS17 3mm design strip

For a full **Product Overview** of Knight Tile Stone, see page 201.

See page 141 for our fold-out guide to **Designflooring components** to create your own designflooring style.





■ Argen **WP414** with DS17 3mm and DS07 3mm and 5mm design strips



■ Black Riven Slate **ST15** with Windsor border




■ Black Oak **AP03** with DS17 3mm and DS07 custom 30mm design strips



■ Dune **CER15** with AF06 3mm design strip and Davyne border



■ Otono **LM15** and Fiore **LM16** with Diamond border



■ Grey Limed Oak **SM-KPI38** with Quadrant border



# Choosing design components

---

## Decorative borders

We offer a wide variety of border designs in a selection of colours. These designs often feature two colours, one in the same as the main floor you've chosen, which is used in the main pattern, and another contrasting colour, which acts as the background of the design. We also have two new border designs, Accent and Quadrant, which are made from just one product, playing with texture and bevels rather than colour, for a more seamless, contemporary look.

Some products have multiple borders available, so use the colourful range key and product code listings on the following pages to discover all of your options.

Using design strips to create a border is also a popular way to frame your room. Use three or more strips to create a tramline border or keep it simple by using just one strip as a keyline border. Our brochure has examples throughout of how design strips can be used by themselves or in multiples to add a border around the room.

Don't worry if you can't find a pre-designed border to match your chosen floor; we also offer a custom design service if you would like a design in a colour not shown.

---

## Design strips

Design strips are narrow pieces of luxury vinyl tile which can be put between our planks and tiles. They allow you to finish off the design of your floor with some realistic touches, such as adding a strip to create a grout effect between tiles, or between planks for a ship's decking effect (example on page 93).

Design strips are available in a variety of colours and widths. The wider the strip, or bolder the colour, the more impact it will have and the beauty of our strips versus real grout is that they won't stain or fade and they don't have to be sealed.

The choice of colour is completely up to you. You may want to choose a design strip in a colour that matches the wall tiles in your bathroom, for example, to help tie in elements that are already in your room to your new floor. Alternatively, you could choose a colour which helps the overall look of your floor feel either more contemporary or more traditional, enhancing the design of the product you've chosen.

---













































## Design features

We also offer eight pre-designed features that can be combined with the majority of our floors to add a statement centrepiece to any room. See page 146 for details.













































---



# Your guide to decorative borders

| Border          |   | use with...   |       | made up of...       | width |
|-----------------|---|---|-------|---------------------|-------|
| Accent          |    |    | CER14 | CER14               | 1.5"  |
| Bamboo          |    |    | KP38  | KP38/KP40           | 4"    |
| Bamboo          |    |    | KP39  | KP39/KP38           | 4"    |
| Bamboo          |    |    | KP40  | KP40/KP38           | 4"    |
| Basque          |    |    | CK25  | CK25/DS18           | 6"    |
| Block           |    |    | MLC08 | MLC08/DS18          | 4"    |
| Block           |    |    | RP41  | RP41/DS01           | 3"    |
| Block           |    |    | ST5   | ST5/DS04            | 4"    |
| Cube            |   |   | MX92  | MX92/MX95           | 5"    |
| Dark Mackintosh |  |  | ST13  | ST14/ST13/DS10      | 2"    |
|                 |   |  | ST14  | ST14/ST13/DS10      | 2"    |
| Dark Mosaic     |  |  | ST13  | ST13/ST14/T100/DS10 | 1"    |
|                 |   |  | ST14  | ST13/ST14/T100/DS10 | 1"    |
|                 |   |  | T100  | ST13/ST14/T100/DS10 | 1"    |
| Davyne          |  |  | CER15 | CER15/AF06          | 3"    |
| Davyne          |  |  | CER16 | CER16/CER15/AF06    | 3"    |
| Diamond         |  |  | T90   | T90/T74             | 3"    |
| Diamond         |  |  | LM15  | LM15/LM16           | 2.5"  |
|                 |   |  | LM16  | LM15/LM16           | 2.5"  |
| Domino          |  |  | KAL11 | SP111/SP211         | 4"    |
| Domino          |  |  | KAL12 | WP311/WP318         | 4"    |
| Keystone        |  |  | MX97  | MX97/MX98           | 4"    |
| Kousa           |  |  | CER20 | CER20/CER21         | 1.8"  |
| Kousa Framed    |  |  | CER19 | CER19/DS12          | 3"    |



| Border           |   | use with...   | made up of...          | width |
|------------------|---|---|------------------------|-------|
| Light Mackintosh |    |  ST13    | ST13/ST14/DS10         | 2"    |
|                  |   |  ST14    | ST13/ST14/DS10         | 2"    |
| Light Mosaic     |    |  ST11    | ST11/ST12/ST13/DS10    | 1"    |
|                  |   |  ST12    | ST11/ST12/ST13/DS10    | 1"    |
|                  |   |  ST13    | ST11/ST12/ST13/DS10    | 1"    |
| Mackintosh       |    |  LST04   | LST04/LST05/DS10       | 2"    |
|                  |   |  LST05   | LST04/LST05/DS10       | 2"    |
| Mosaic           |    |  LST03   | LST03/LST04/LST05/DS10 | 1"    |
|                  |   |  LST04   | LST03/LST04/LST05/DS10 | 1"    |
|                  |   |  LST05   | LST03/LST04/LST05/DS10 | 1"    |
| Portobello       |    |  T101    | T101/DS14              | 4"    |
| Portobello       |    |  ST5     | ST5/DS15               | 4"    |
| Quadrant         |  |  CER13 | CER13                  | 2"    |
| Quadrant         |  |  KP94  | KP94                   | 2"    |
| Quadrant         |  |  KP138 | KP138                  | 2"    |
| Rhombus          |  |  MX95  | MX95/MX97              | 4"    |
| Wave             |  |  MX98  | MX98/MX97              | 4"    |
| Weave            |  |  KP40  | KP32/KP38/KP40         | 4"    |
| Windsor          |  |  T88   | T88/DS17               | 2"    |
| Windsor          |  |  KP40  | KP40/KP70              | 2"    |
| Windsor          |  |  ST15  | ST15/DS12              | 2"    |
| Windsor          |  |  ST16  | ST16/DS12              | 2"    |
| Windsor          |  |  ST17  | ST17/DS12              | 2"    |
| Zigzag           |  |  LM22  | CC06/LM22/LM16         | 2.5"  |
|                  |   |  LM16  | CC06/LM22/LM16         | 2.5"  |
|                  |   |  CC06  | CC06/LM22/LM16         | 2.5"  |



# Your guide to design strips

Compatible with...



These design strips are available in 3mm, 5mm and 10mm widths, for use with all our floors.



- Vanilla DS01
- Blond DS02
- Honey DS03
- Coffee DS04
- Russet DS05
- Chocolate DS06
- Ebony DS07
- Cocoa Cross Grain DS08
- Carbon Cross Grain DS09

Compatible with...



Use with Art Select and Da Vinci floors, in 30mm width.



- Spring Oak RL01\*\*
- Dawn Oak HC01\*\*

Compatible with...



These design strips are available for use with all our floors, in 3mm, 5mm and 10mm widths.




- Chalk DS10
- Concrete DS12
- Sand DS13
- Stone DS14
- Clay DS15
- Charcoal DS16
- Silver DS17
- Frost DS18
- Kohl DS19

Compatible with...



Grout strips are 3mm and 5mm wide and available for use with Art Select\*, Da Vinci\*, Michelangelo, and Opus floors.



- Beige AF06
- Ivory AF05
- Taupe AF04
- Brown AF02
- Chestnut AF07
- Black AF01

\* Due to Art Select and Da Vinci's bevelled edge, these strips can only be used between planks or tiles and not along a cut edge.  
\*\* Only available for use in borders. Please note, these strips are bevelled.





We offer a range of design extras to allow you to add your own Designflooring inspiration to your floor. Throughout this brochure you will find examples of ways to use design strips, borders and features, to help create your own unique space.

This fold-out guide allows you to browse the brochure and view available design options at the same time, to help you decide which design strip and/or border will work best for you.

Some of our products are only available with certain design strips. This is because our products come in different thicknesses, so you need a design strip which matches the depth of the product.

The colourful key above each section of the fold-out refers to the product range the strips are available in. To find out if the product you are looking at will work with the design strip, match the colour of the range logo on the product page to the icon next to the design strip.

For more information and guidance about the numerous design options you can add to your space, or our custom design service, please speak to your nearest retailer.

Visit [www.karndean.com/far](http://www.karndean.com/far) and enter your postcode, or call our team on 01386 820200.

---

## Tips


- Lay planks on a 45 degree angle, or tiles in a diamond formation, to make narrow spaces such as hallways or bathrooms feel wider.
- Choose a contrasting strip colour to make the design of the product stand out.
- For more of a subtle addition, use a design strip in a similar colour to the main floor, but play around with laying patterns, letting design rather than colour become the feature.
- Borders don't have to just go around the edge of a room. Try using them in a large space or hallway to create the effect of a rug, with the border acting as the edge of the rug, or by placing it around a feature in the room, such as a kitchen island.

**Designflooring  
components**  
(Fold-out guide)




# Your guide to design features


## 1: Pick your favourite from our standard feature designs




Cartwheel




Celtic




Galaxy




Sun



Star



Cartwheel with border



Nexus

## 2: Choose your own colours

We recommend you make the background colour of your chosen feature the same as your floor, then choose remaining colours to coordinate with the finishes in your room.

## 3: Decide on a size

You can select the size of your feature to fit perfectly into any shape of room. Our features come in a standard 36" size, but can be scaled up or down to suit. Talk to your local retailer who can advise you on getting the right size for your space.

## Looking for a bespoke design?

If you're looking for something a little bit different, you can design your own unique feature. Speak to your nearest retailer for help creating a truly custom floor for your home.













Our Kaleidoscope can help you achieve 3D impact, movement and visual contrast, allowing shapes and patterns to work in both small and large spaces alike. Each geometric floor has been cleverly cut from our authentic wood and stone designs.









Pyramid KAL01 with Frosted Birch VGW83T



Cubix KAL02



Cubix KAL13



### Comfortable underfoot

Our products are softer and warmer underfoot than natural wood and stone flooring.



Pyramid KAL01





Hexa KAL09



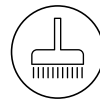
Hexa KAL08



Apex KAL14



Apex KAL06



#### Easy to clean and look after

A sweep and mop with Karndean Clean is all you need to keep your Karndean floor looking great.















Woven KAL12 with Grano WP311 and Domino border



Tripoint KAL10

### Sample Service

**Can't decide?** Try a sample in the comfort of your own home. Order online or visit a retailer or our showroom to pick out your favourites. See page 192.



Pennon KAL04



Half Pennon KAL05









Loose lay



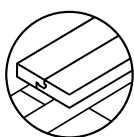




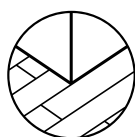
# Why Loose lay?

Our loose lay range, Karndean LooseLay, features our K-Wave friction grip backing which helps hold the product in place. It creates a strong bond to the subfloor using a combination of weight and friction. Perfect for temporary and permanent use, Karndean LooseLay is ideal if you are interested in changing out the flooring frequently or want to reduce sound passing to the room below. What's more, it's quick and easy to install.

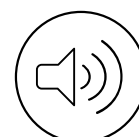
## What makes Karndean LooseLay unique?



Installs over most existing hard floors




No expansion gap required



Reduces noise transfer by 13dB

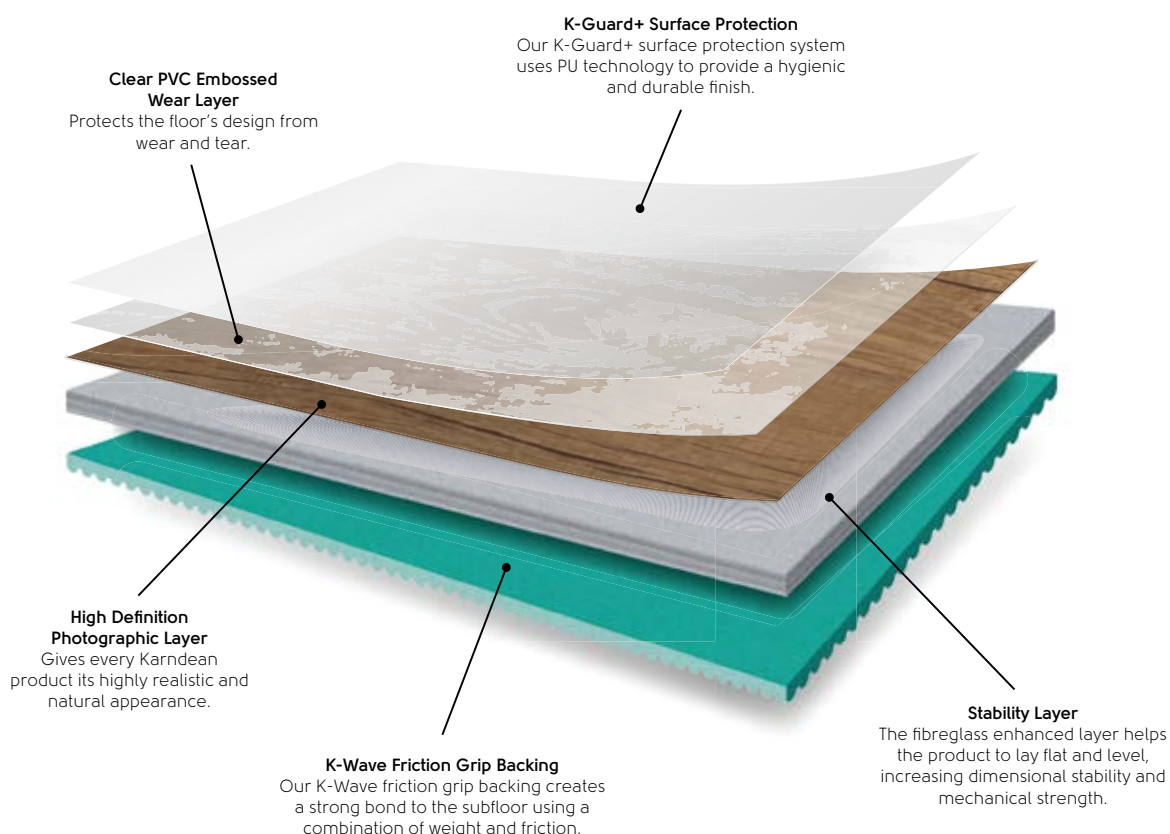


Suitable for subfloors up to 95% RH



Quick and easy to install


## Karndean LooseLay's construction











Our Karndean LooseLay wood collection features a wide-ranging palette of colour, such as the distressed, grey hues of Hudson, the deep chocolate tones of Dover and the vibrant copper tones of Winchester. Choose from traditional oak looks, contemporary blends and exotic species, all with our K-Wave friction grip backing that makes Karndean LooseLay unique.

Karndean  
LooseLay  
**Wood**



Karndean  
LooseLay

# Karndean LooseLay Longboard

(1500mm x 250mm)

Champagne Oak LLP310





Bleached Tasmanian Oak **LLP311**



Weathered Heart Pine **LLP304**



Pearl Oak **LLP306**



Karndean  
LooseLay



Twilight Oak LLP301





### Quick and easy to install

With its K-Wave friction grip backing, Karndean LooseLay is quick and easy to install.







Reclaimed Heart Pine LLP305



Character Walnut LLP315

### Sample Service

**Can't decide?** Try a sample in the comfort of your own home. Order online or visit a retailer or our showroom to pick out your favourites. See page 186.



Antique Heart Pine LLP303







Karndean  
LooseLay

# Karndean LooseLay Wood

Country Oak LLP92





Cambridge **LLP113**



Vintage Timber **LLP105**



Ashland **LLP95**



### Acoustic qualities

Reduces noise transfer to rooms below, making it perfect for upstairs bedrooms, playrooms or attic/loft conversions.



Providence **LLP108**



Newport **LLP94**





Traditional Oak **LLP101**



Winchester **LLP97**



Antique Timber **LLP106**



### Quick and easy to install

With its K-Wave friction grip backing, Karndean LooseLay is quick and easy to install.



Hudson **LLP99**



Weathered Timber **LLP103**







Karndean  
LooseLay



Hartford LLP112





Dover LLP93



Heritage Oak LLP102



Boston LLP111



Rustic Timber LLP104



Burlington LLP110




Salem LLP96









Our Karndean LooseLay stone collection presents popular stone effects including travertine, concrete and slate, each in a large-format rectangular tile. Choose from plainer colour tones such as the light grey Colorado and the coffee hues of Arizona or introduce a striking statement with the bold colours of Georgia and Texas. Pennsylvania and Nevada offer a twist to traditional tile looks with their textile option.

# Karndean LooseLay Stone



Karndean  
LooseLay







Texas LIT207

### Sample Service

**Can't decide?** Try a sample in the comfort of your own home. Order online or visit a retailer or our showroom to pick out your favourites. See page 192.



Georgia LIT206



Colorado LIT201





Karndean  
LooseLay





Madison LLT203



Pennsylvania LLT204



### Waterproof

Karndean's waterproof floors stand up to spills of all sizes and won't swell, crack or warp when wet.



Arizona LLT200









Rigid core





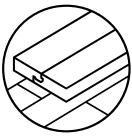
Installs over  
existing hard  
floors




# Why Rigid core?

Korlok, our rigid core range, is ideal for installations where acoustics, uneven subfloors or preservation of existing hard floors need to be considered. Its 5G locking mechanism allows for quick installation and the pre-attached backing means no separate underlay is required.

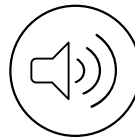
## What makes Korlok unique?



Installs over existing hard floors



5G click-locking mechanism



Reduces noise transfer by 19dB




Enables preservation of existing floors




Expansion gap of 5mm required



Suitable for subfloors up to 95% RH

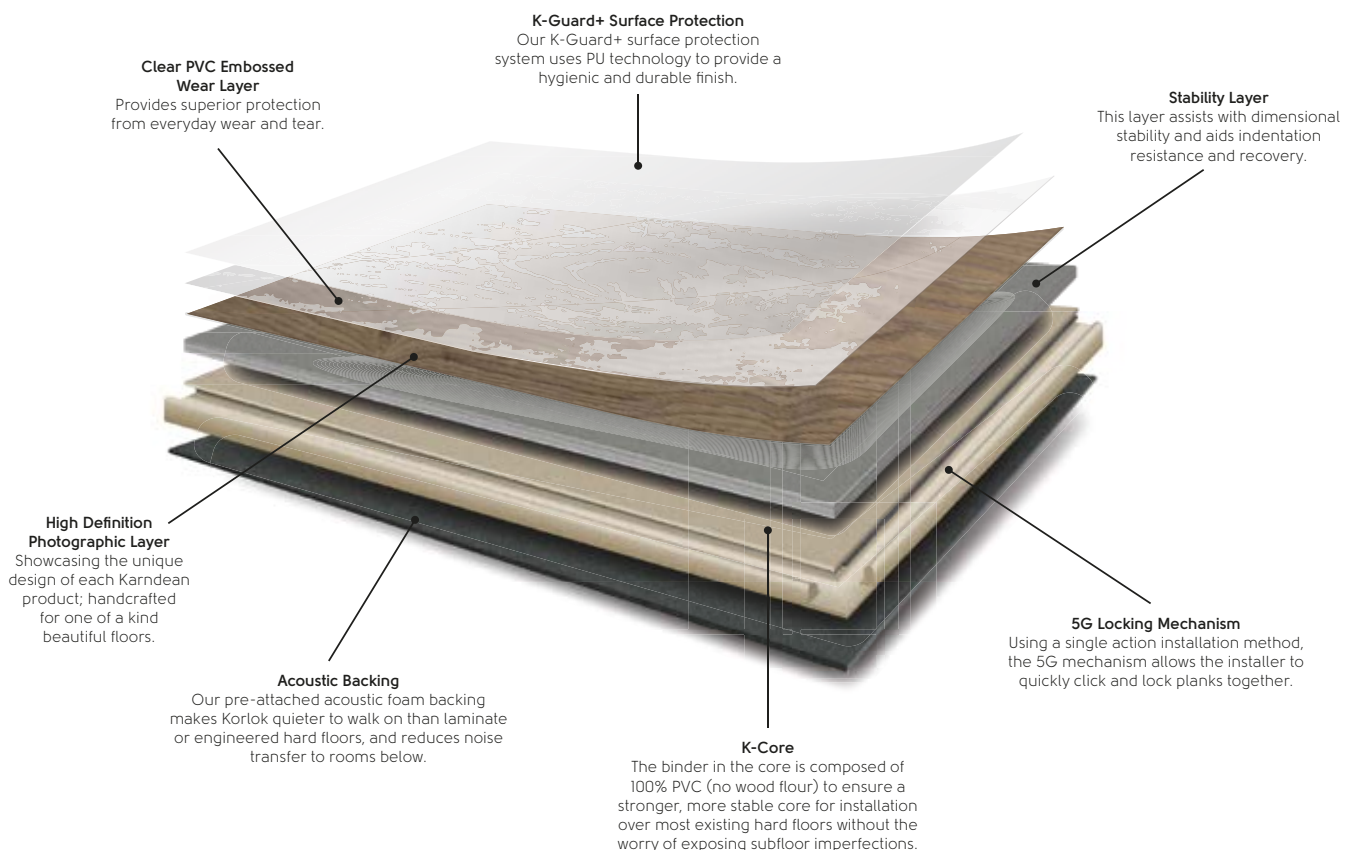


Quick and easy to install



Hides subfloor imperfections


## Korlok's construction











Our Korlok range features  
1420mm x 225mm (56" x 9") planks  
with proprietary K-Core technology, a  
5G locking mechanism and a specially  
formulated acoustic backing.

Together these layers form a product that is  
strong and stable, and able to be installed  
quickly and easily over most existing hard  
floors, as well as over imperfect subfloors.  
Korlok offers impressive acoustic benefits in  
reducing noise transfer to rooms below.

Korlok  
**Wood**



Korlok



Baltic Washed Oak RKP8101





### Acoustic qualities

Reduces noise transfer to rooms below, making it perfect for upstairs bedrooms, playrooms or attic/loft conversions.







Baltic Limed Oak **RKP8111**



English Character Oak **RKP8115**

### Sample Service

**Can't decide?** Try a sample in the comfort of your own home. Order online or visit a retailer or our showroom to pick out your favourites. See page 192.



Washed Swiss Pine **RKP8113**







Korlok



Antique French Oak **RKP8110**American Black Walnut **RKP8106****Installs over existing hard floors**

Korlok can be installed over most existing hard floor coverings.

Smoked Butternut **RKP8107**



# Sample service

At Karndean, we know how important it is to help you visualise what your floor will look like with your walls, furniture and accessories, so use our sample service to help.



## Order a selection of chip samples

Order free chip samples to help narrow down your choices. These small samples are particularly helpful especially if you're looking to create a moodboard of ideas to get started.

## Why not take advantage of our full-size sample service?

If you've narrowed your choice down to a few designs, and you're looking to get an idea of how each design will look in your room of choice against furniture and fabrics, our full-sized samples will guide you in making your decision.

Visit [www.karndean.com/samples](http://www.karndean.com/samples) to order today.



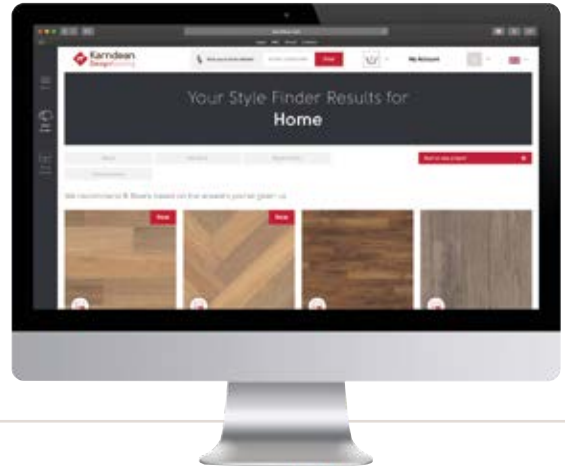


# Online tools

We have worked hard to develop useful digital tools to allow you to narrow down your colour choices and help you visualise what your floor will look like in your own home.

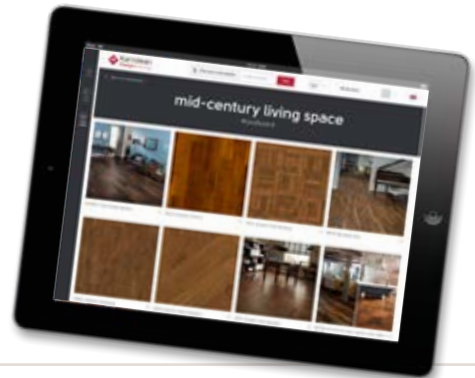
## Style Finder

Our Style Finder tool is designed to help you narrow down your choices when choosing Karndean Designflooring for your home. Answer a few simple questions, and based on your answers, we will narrow down our products to show you our top picks for your next project. Or take a look at our Product Selector app, that contains our whole product range.



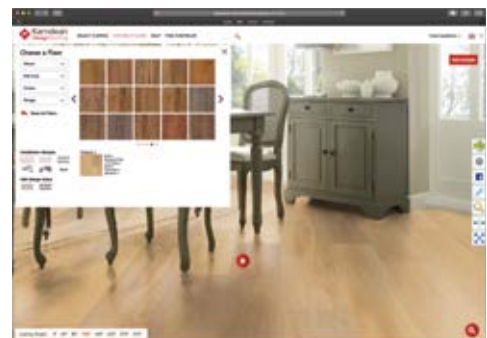
## Moodboards

Our new Moodboard tool allows you to create personal moodboards with links to your favourite products, images and posts to look back on later or share with family and friends.



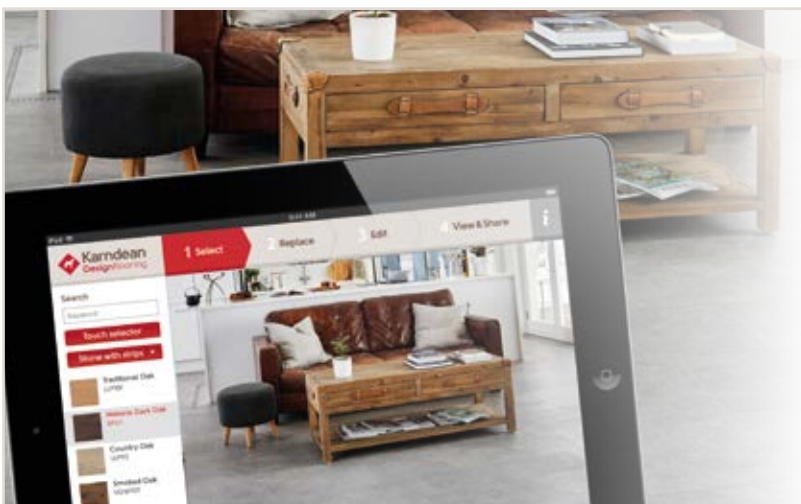
## Floorstyle

Our Floorstyle Floor Designer tool contains our entire catalogue of products. You can select your favourite designs and see them in a variety of typical room settings. Floorstyle also allows you to change angles and laying patterns, add grout effect strips to the design, compare floors side beside, and also share your creations.



## See it in your own home

If you'd like to see what your favourite floors look like in your very own home, try our Augmented Reality App. Our clever apps allows you to place any selected Karndean flooring in your home so you can see what it would look like in-situ.





# Find your local Karndean retailer and create a simply beautiful floor you'll love for a lifetime

You will only truly appreciate the stunning beauty of a Karndean floor by seeing it in-person. We support a network of over 2,000 independent retailers across the UK and Ireland, where you'll be able to do just that, as well as receive expert help and support when choosing and installing your dream floor. To provide complete peace of mind, Karndean products purchased through these retailers will receive our market-leading lifetime guarantee.

Use our online search facility to find your nearest Karndean Retail Partner [www.karndean.com/findaretailer](http://www.karndean.com/findaretailer).



## Why not visit our Design Showroom?

Based at our headquarters in the beautiful Vale of Evesham, we always have the latest products on display, with over 500m<sup>2</sup> of ideas and designs to inspire you.

As well as seeing the full range of **Karndean Designflooring**, you can speak to our trained advisors, use our design tables to try out your design ideas and take away full sized samples with you. We even have a children's area if you want to bring them along on your visit.



### Contact us

Crab Apple Way,  
Vale Park,  
Evesham,  
Worcestershire  
WR11 1GP  
Tel: 01386 820182  
[designshowroom@karndean.co.uk](mailto:designshowroom@karndean.co.uk)

### Opening times:

Monday - Friday  
**9am - 5.30pm**  
  
Saturday  
**9am - 5.00pm**  
  
Sundays and  
Bank Holidays  
**10am - 4pm**

Our showroom is open throughout the year with the following exceptions:


Easter Sunday  
Christmas Day  
Boxing Day  
New Year's Day



# Transferable Purchase Guarantee

All Karndean floors come with a lifetime guarantee giving you peace of mind that it will last for years to come.

If you purchased your Karndean Designflooring through a Karndean Retail Partner your guarantee will have the added benefit of it being transferable. This means that if you sell your house within your guarantee period, you can pass the guarantee on to the new owners.



## Cleaning and maintaining your Karndean floor

Karndean Designflooring is hardwearing and easy to look after. Our K-Guard+ surface treatment helps protect against everyday wear, spills and scuffs. This makes it easier to maintain, giving you peace of mind that your Karndean floor will look great for years to come.

We have a dedicated section on the website with videos which explain how best to look after your Karndean floor and covers lots of frequently asked questions from our customers. Visit [www.karndean.com/cleaning](http://www.karndean.com/cleaning) for more information.

We also have our own Floor Care Kits that can be ordered from your local retailer, or on our website which include everything you need for a simple cleaning routine.

## Inside your Floor Care Kit

Regular cleaning with a pH neutral cleaner such as Karndean Clean will help keep your floor at its best.

Over time you may want to treat your floor to some extra care. We recommend every six to twelve months, depending on wear, that you strip and refresh your floor using Karndean Remove and Karndean Refresh, to further enhance its look and durability.






# Art Select Wood


Thickness: 3mm  
Wear layer: 0.7mm  
Bevel: Standard

**Parquet** 228mm x 76mm (9" x 3")




(pg 37)

■ Storm Oak **AP07**




(pg 39)

■ Blond Oak **AP01**




(pg 39)

■ Morning Oak **AP06**




(pg 39)

■ Auburn Oak **AP02**




(pg 41)

■ Spanish Cherry **AP05**



(pg 41)

■ Sundown Oak **AP04**



(pg 41)

■ Black Oak **AP03**

114mm x 114mm / 305mm x 76mm  
(4 1/2" x 4 1/2" / 12" x 3")



(pg 38)


■ Spring Oak **SBW-RL01**



(pg 37)

■ Storm Oak **SBW-RL12**


406mm x 406mm  
(16" x 16")



(pg 40)


■ Russet Oak **AP31**

**Oak Royale** 1219mm x 178mm (48" x 7")




(pg 42)

■ Storm Oak **RL12**




(pg 43)

■ Spring Oak **RL01**




(pg 43)

■ Summer Oak **RL02**




(pg 43)

■ Autumn Oak **RL03**




(pg 44)

■ Winter Oak **RL04**



(pg 45)


■ Spanish Cherry **RL05**



(pg 44)


■ Santina Cherry **RL07**

**Oak Premier** 915mm x 152mm (36" x 6")




(pg 47)

■ Dawn Oak **HC01**



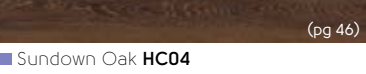
(pg 47)

■ Morning Oak **HC02**



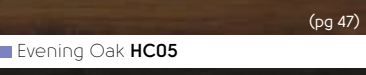
(pg 47)

■ Dusk Oak **HC03**



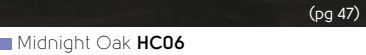
(pg 46)

■ Sundown Oak **HC04**



(pg 47)


■ Evening Oak **HC05**



(pg 47)


■ Midnight Oak **HC06**

**Handcrafted** 915mm x 152mm (36" x 6")




(pg 48)

■ Hickory Paprika **EW01**



(pg 49)

■ Hickory Nutmeg **EW03**




(pg 49)

■ Hickory Peppercorn **EW02**

# Da Vinci Wood


Thickness: 3mm  
Wear layer: 0.7mm  
Bevel: Standard

915mm x 76mm (36" x 3")




(pg 64)

■ American Oak **RP11**




(pg 65)

■ Natural Oak **RP102**




(pg 65)

■ Limed Linen Oak **RP98\***




(pg 65)

■ Harvest Oak **RP103**




(pg 67)

■ Fresco Light Oak **RP90**




(pg 67)

■ Kenyan Tigerwood **RP73**



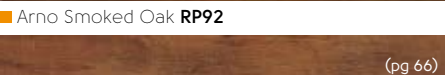
(pg 66)

■ Lorenzo Warm Oak **RP91**




(pg 66)

■ Limed Jute Oak **RP97\***




(pg 66)

■ Arno Smoked Oak **RP92**




(pg 68)

■ Blended Oak **RP95**




(pg 70)

■ Single Smoked Acacia **RP104\***




(pg 70)

■ Australian Walnut **RP41**




(pg 69)

■ Limed Cotton Oak **RP99\***




(pg 69)

■ Limed Silk Oak **RP96\***




(pg 71)

■ Coastal Driftwood **RP100\***




(pg 70)

■ Beach Driftwood **RP101\***



(pg 70)

■ Double Smoked Acacia **RP105\***



(pg 70)

■ Scorched Oak **RP94\***



# Van Gogh Wood

Thickness: 3mm  
Wear layer: 0.55mm  
Bevel: Micro

1219mm x 178mm (48" x 7")



■ White Washed Oak **VGW80T**



■ Aged Redwood **VGW100T\***



■ Birch **VGW84T**



■ Macrocapra **VGW50T**



■ Reclaimed Maple **VGW71T**



■ Auckland Oak **VGW52T**



■ French Oak **VGW85T**



■ Honey Oak **VGW94T**



■ Distressed Oak **VGW82T**



■ Country Oak **VGW81T**



■ Frosted Birch **VGW83T**



■ Wellington Oak **VGW53T**



■ Burgundy Oak **VGW92T**



■ Lancewood **VGW44T**



■ Vintage Pine **VGW76T**



■ Hessian Oak **VGW93T**



■ Classic Oak **VGW86T**



■ Burnt Ginger **VG5-7**



■ Bracken **VG1-7**



■ Lime Washed Cypress **VGW95T**



■ Smoked Oak **VGW70T**



■ Charred Oak **VGW102T\***



■ Christchurch Oak **VGW54T**



■ Walnut **VGW87T**



■ Burnished Cypress **VGW96T**



■ Burnished Beech **VGW97T\***



■ Smoked Beech **VGW98T\***



■ Salvaged Redwood **VGW101T\***



■ Reclaimed Redwood **VGW99T\***



■ Brushed Oak **VGW88T**



■ Tawny Oak **VGW91T**



■ Ebony **VGW89T**

\* Please note: as a feature of the design, these products incorporate a high colour variation between individual planks



# Opus Wood

|             |        |
|-------------|--------|
| Thickness:  | 2.5mm  |
| Wear layer: | 0.55mm |
| Bevel:      | Micro  |

915mm x 152mm (36" x 6")



■ Grano **WP311**



■ Ignea **WP313**



■ Cera **WP314**



■ Carbo **WP318**

915mm x 102mm (36" x 4")



■ Weathered Elm **RENI13**

1219mm x 228mm (48" x 9")



■ Fabrica **WP419**



■ Niveus **WP411**



■ Columba **WP422**



■ Primo **WP412**



■ Avena **WP423**



■ Magna **WP413**



■ Pallida **WP418**



■ Argen **WP414**

# Knight Tile Wood

|             |       |
|-------------|-------|
| Thickness:  | 2mm   |
| Wear layer: | 0.3mm |
| Bevel:      | No    |

915mm x 102mm (36" x 4")



■ Arctic Driftwood **KP51**



■ American Oak **KP40**



■ Warm Oak **KP39**



■ Victorian Oak **KP91**




■ Aran Oak **KP67**



■ Tudor Oak **KP38**

457mm x 76mm (18" x 3")



■ Washed Scandi Pine **SM-KP132**



■ Grey Limed Oak **SM-KP138**



■ Pale Limed Oak **SM-KP94**




■ Lime Washed Oak **SM-KP99**

915mm x 152mm (36" x 6")



■ White Painted Oak **KP105**



■ Washed Scandi Pine **KP132**



■ Natural Scandi Pine **KP133**



■ Coastal Sawn Oak **KP136**



■ Grey Scandi Pine **KP131**



■ Grey Limed Oak **KP138**



■ Rose Washed Oak **KP95**



■ Pale Limed Oak **KP94**



■ Lime Washed Oak **KP99**



■ Light Worn Oak **KP104**



■ Urban Spotted Gum **KP141**



■ Classic Limed Oak **KP97**



■ Mid Limed Oak **KP96**



■ Mid Worn Oak **KP103**



■ Mid Brushed Oak **KP102**



■ Aged Oak **KP98**




# Art Select Stone

Thickness: 3mm  
Wear layer: 0.7mm  
Bevel: Standard

## Marble

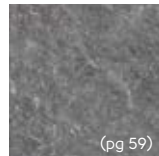
915mm x 915mm (36" x 36")  
Random Panel †




■ Ashford **LM10**

## Marble

406mm x 406mm (16" x 16")



■ Otono **LM15**



■ Otono **LM15-CLIP**

supplied with  
LM16 Key Squares



■ Fiore **LM16**



■ Fiore **LM16-CLIP**

supplied with  
LM15 Key Squares

## Limestone

915mm x 915mm (36" x 36")  
Random Panel †



■ Jersey **LM01**



■ Guernsey **LM02**



■ Alderney **LM03**



■ Herm **LM20**

## Slate

457mm x 610mm (18" x 24")



■ Melbourne **LM05\***



■ Canberra **LM06**



■ Oakeley **LM21**



■ Corris **LM22**

## Slate

915mm x 915mm (36" x 36") Random Panel †



■ Oakeley **LM11**



■ Corris **LM12**

## Travertine

457mm x 610mm (18" x 24")



■ Washburn **LM07\***



■ Caldera **LM08\***



■ Gallatin **LM09\***

915mm x 152mm (36" x 6")



■ Washburn **LM27\***



■ Caldera **LM28\***



■ Gallatin **LM29\***

† Made up in a pre-assembled panel of 9 assorted tiles with design strip and offsetting tiles to create a random look.


\* Please note: as a feature of the design, these products incorporate a high colour variation between individual tiles.



# Da Vinci Stone


Thickness: 3mm  
Wear layer: 0.7mm  
Bevel: Standard

406mm x 406mm (16" x 16")




(pg 75)

■ Alabaster **CC04**




(pg 75)

■ Sienna Limestone **LST02**



(pg 75)

■ Piazza Limestone **LST03**




(pg 76)

■ Spirito Limestone **LST04**



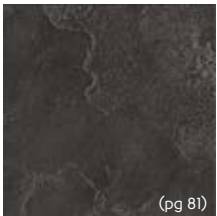
(pg 76)

■ Santi Limestone **LST05**



(pg 81)


■ Graphite **CC06**



(pg 81)


■ Noir **CK25**

305mm x 457mm (12" x 18")




(pg 75)

■ Bluff **CER18**




(pg 74)

■ Dune **CER15**




(pg 77)

■ Cambric **CER20**




(pg 80)

■ Drift **CER17**




(pg 79)

■ Sable **CER16**




(pg 79)

■ Burnet **CER19**




(pg 78)

■ Molten **CER11**




(pg 79)

■ Iron Ore **CER12**




(pg 79)

■ Eisen **CER13**



(pg 81)

■ Sindon **CER21**




(pg 81)

■ Carbon **CER14**

# Michelangelo Stone


Thickness: 2.5mm  
Wear layer: 0.55mm  
Bevel: No

305mm x 305mm (12" x 12")




(pg 86)

■ Andalucian Opal **MS5\*\***



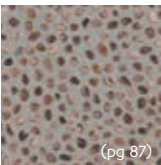
(pg 86)

■ Navarra Chalk **MS2**




(pg 86)

■ Galician Quartz **MS1**




(pg 87)

■ Catalonian Granite **MS3**




(pg 86)

■ Santiago Lavastone **MS4**




(pg 85)

■ Ancient Onyx **MX95**



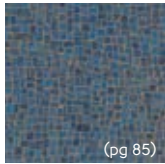
(pg 85)

■ Venetian Blue **MX97**




(pg 85)

■ Neopolitan Brick **MX93**



(pg 85)


■ Adriatic Blue **MX98**



(pg 84)


■ Umbrian Nero **MX92**

406mm x 406mm (16" x 16")




(pg 88)

■ Tungsten **MLC01**



(pg 89)

■ Comet **MLC07**



(pg 89)

■ Atomic **MLC08**




\*\*Supplied with 76mm (3") mini pebble design strips and key squares



# Opus Stone

Thickness: 2.5mm  
Wear layer: 0.55mm  
Bevel: Micro




457mm x 457mm (18" x 18")

■ Luna **SP111**■ Solis **SP112**■ Ombra **SP114**■ Nero **SP115**

457mm x 76mm (18" x 3")

■ Fumo **SM-SP216**■ Argento **SM-SP217**






457mm x 610mm (18" x 24")

■ Mico **SP211**■ Terra **SP212**■ Argento **SP217**■ Urbus **SP213**■ Fumo **SP216**■ Forma **SP214**■ Ferra **SP215**■ Lutum **SP218**




# Knight Tile Stone

Thickness: 2mm  
Wear layer: 0.3mm  
Bevel: No

305mm x 457mm (12" x 18")


■ Honed Oyster Slate **ST17**■ York Stone **ST11**■ Bath Stone **ST12**■ Portland Stone **ST13**■ Grey Riven Slate **ST16**■ Cumbrian Stone **ST14**■ Black Riven Slate **ST15**

305mm x 305mm (12" x 12")

■ Carrara **T90**■ Balin Stone **ST8**■ Cara **T98**■ Damas Stone **ST10**■ Soapstone **ST5**■ Jura **T101**■ Orkney **T100**■ Onyx **T88**■ Midnight Black **T74**



# Kaleidoscope



■ Apex KAL06




■ Apex KAL07




■ Apex KAL14



■ Pyramid KAL01




■ Cubix KAL02




■ Cubix KAL03




■ Cubix KAL13



■ Tripoint KAL10



■ Hexa KAL08




■ Hexa KAL09



■ Pennon KAL04



■ Half Pennon KAL05



■ Woven KAL12



■ Woven KAL11



■ Hexa KAL09



# Karndean LooseLay Wood

**Thickness:** 4.5mm  
**Wear layer:** 0.55mm  
**Bevel:** No

## LooseLay Longboard

1500mm x 250mm (59.1" x 9.85")



■ Bleached Tasmanian Oak **LLP311**



■ Pearl Oak **LLP306**



■ Weathered Heart Pine **LLP304**



■ French Grey Oak **LLP308**



■ Twilight Oak **LLP301**



■ Raven Oak **LLP302**



■ Champagne Oak **LLP310**



■ Lemon Spotted Gum **LLP317**



■ Neutral Oak **LLP307**



■ Reclaimed Heart Pine **LLP305**



■ Character Walnut **LLP315**



■ Antique Heart Pine **LLP303**



□ Neutral Oak **LLP307**



# Karndean LooseLay Wood

Thickness: 4.5mm  
Wear layer: 0.55mm  
Bevel: No

1050mm x 250mm (41.3" x 9.85")



■ Ashland **LLP95**



■ Newport **LLP94**



■ Cambridge **LLP113**



■ Providence **LLP108**



■ Traditional Oak **LLP101**



■ Vintage Timber **LLP105**



■ Weathered Timber **LLP103**



■ Country Oak **LLP92**



■ Hudson **LLP99**



■ Stamford **LLP109**



■ Antique Timber **LLP106**



■ Heritage Oak **LLP102**



■ Rustic Timber **LLP104**



■ Boston **LLP111**



■ Winchester **LLP97**



■ Burlington **LLP110**



■ Salem **LLP96**



■ Hartford **LLP112**



■ Dover **LLP93**


# Karndean LooseLay Stone

Thickness: 4.5mm  
Wear layer: 0.55mm  
Bevel: No

500mm x 610mm (19.7" x 24")



■ Indiana **LLT202**



■ Arizona **LLT200**



■ Colorado **LLT201**



■ Texas **LLT207\***




■ Georgia **LLT206\***



■ Nevada **LLT205**



■ Pennsylvania **LLT204**



■ Madison **LLT203**

\*Please note: as a feature of the design, these products incorporate a high colour variation between individual planks



# Korlok Wood

**Thickness:** 6.5mm  
**Wear layer:** 0.55mm  
**Bevel:** Micro

1420mm x 225mm (56" x 9")



■ Texas White Ash **RKP8105**



■ Canadian Urban Oak **RKP8116**



■ Baltic Washed Oak **RKP8101**



■ Washed Grey Ash **RKP8104**



■ Smoked Butternut **RKP8107**



■ Baltic Mistral Oak **RKP8112**



■ Warm Ash **RKP8103**



■ Washed Swiss Pine **RKP8113**



■ Baltic Limed Oak **RKP8111**



■ English Character Oak **RKP8115**



■ Antique French Oak **RKP8110**



■ American Black Walnut **RKP8106**



■ Antique French Oak **RKP8110**





# Karndean Designflooring



## Karndean Designflooring

Tel: 01386 820200

Email: [info@karndean.co.uk](mailto:info@karndean.co.uk)

## Keep up-to-date with us:



Follow us on Twitter [@karndeanfloorsUK](https://twitter.com/karndeanfloorsUK)



Like us on Facebook [karndeandesignflooringUK](https://www.facebook.com/karndeandesignflooringUK)



Follow our boards on Pinterest [karndeanfloorsUK](https://www.pinterest.com/karndeanfloorsUK)



For interior ideas follow us on Houzz [karndeandesignflooring](https://www.houzz.com/karndeandesignflooring)



Follow us on Instagram [karndeandesignflooringUK](https://www.instagram.com/karndeandesignflooringUK)