

A complete guide to

# Amtico

*flooring*

*Uniquely* amtico

SPACIA / FORM / SIGNATURE





Amtico Signature White Wash Wood in Castel Weave laying pattern – Designers' Choice

A complete guide to  
**Amtico**  
*flooring*

---

Welcome...

At Amtico we create stunning luxury vinyl tiles for the home you love. Want a new look for your kitchen, a border for your hall, or a contemporary finish for your bedroom? You'll find your dream floor right here.

Because every space is different, we have three inspirational collections to choose from. Spacia provides elegant, effortless flooring. Form is an enduring collection of textured wood and stone products. Our Signature collection gives you versatility and choice through the many unique laying patterns. Whether you keep it simple or add borders and motifs, we'll guide you every step of the way to help you create your perfect floor.

---

*Browse our brochure and find out what makes us Uniquely Amtico.*

---







Amtico Signature Décor Corona Mono - DC257

# Contents.

## Amtico Guide

*An introduction to Amtico flooring.*

- 06. Why Amtico?
- 08. 8 reasons to love Luxury Vinyl Tiles
- 10. Always Amtico
- 11. Designed & made in Britain
- 12. Personalise your Amtico
- 14. Stripping made easy
- 16. Borders
- 17. Motifs
- 18. Room Visualiser
- 19. Order samples
- 20. Hand-picked retailers
- 22. Amtico collections

## Amtico Spacia

*Effortless, stylish flooring.*

- 25. Introduction to Spacia
- 29. Wood
- 49. Parquet
- 57. Stone
- 71. Abstract
- 80. Laying Patterns
- 82. Stripping
- 84. Shapes & Sizes

## Amtico Form

*Rich with rustic textures and embosses.*

- 87. Introduction to Form
- 91. Wood
- 97. Parquet
- 103. Emboss
- 109. Ceramic
- 114. Laying Patterns
- 115. Stripping
- 116. Shapes & Sizes

## Amtico Signature

*A beautiful, premium collection with endless possibilities.*

### Signature

- 118. Introduction to Signature
- 127. Wood
- 141. Stone
- 155. Abstract
- 164. Laying Patterns
- 170. Borders
- 172. Motifs
- 174. Stripping
- 245. Shapes & Sizes

### Designers' Choice

- 177. Introduction to Designers' Choice
- 180. Castel Weave
- 184. French Weave
- 188. Muralist
- 192. Cubist
- 194. Basket Weave
- 200. Parquet
- 206. Woven
- 210. Pleat
- 216. Flagstone
- 222. Random Stone
- 226. Arrow
- 230. Key Stone

### Décor

- 236. Introduction to Décor
- 238. Geo
- 242. Corona

- 251. Caring for your Amtico floor



# Why Amtico?

Your home and the spaces within it should be unique to you. With an unrivalled choice of quality, British-made flooring, every space truly can be different with Amtico – the original manufacturer of LVT.

## Amtico is:

Scuff and stain resistant	✓
Waterproof	✓
Comfortable underfoot	✓
Quiet	✓
Low maintenance	✓
Hygienic	✓
Underfloor heating compatible	✓

Amtico Form Mineral in Broken Bond laying pattern with Concrete Pale stripping

## 1 Unrivalled choice

With Amtico you have an unrivalled choice of long-lasting Wood, Stone or Abstract flooring. Through our adaptable collections you can mix and match laying patterns or experiment with borders and motifs to give you endless combinations.

## 2 Designed & made in Britain

Design talent, innovative manufacturing processes and precise craftsmanship are at the heart of Amtico. With a solid reputation for expertise and skill, our luxury flooring is crafted at our specialist factory in Coventry, England, and known around the world for its genuine provenance and quality.

## 3 Quantum Guard

Amtico uses the industry's most technically advanced layering system. The world-leading Multiple Performance System gives underfoot comfort and high resistance to wear and its crowning feature is our new urethane layer, Quantum Guard. Not only does it eliminate the need to polish but it also enhances durability and is easy to clean.

## 4 Bevelled edges

All Amtico planks and tiles are finished with bevelled edges. Each edge is precisely chamfered, so when fitted they make a 'V' in the join, creating a more defined finish.





# 8 reasons to love Amtico LVT.

Amtico luxury vinyl tiles are the perfect solution for beautiful flooring that's easy to maintain and warm and quiet underfoot...

Amtico Signature White Wash Wood in Castel Weave laying pattern - Designers' Choice



### 1. Strong and durable

Every tile is engineered from heat-compressed layers to combine extreme resilience and superb strength with beautiful design.



### 2. Easy to look after

Unlike delicate natural surfaces, Amtico LVT takes minimum effort to maintain. Tiles are easy to clean, repair or replace, so you can enjoy beautiful flooring for years to come.



### 3. Quiet underfoot

The unique structure of Amtico LVT helps to absorb sound to create a calm and peaceful space.



### 4. Feels soft and warm

Unlike hard stone or wood floors, LVT feels soft and warm underfoot.



### 5. Superior looks

Choose across hundreds of Wood, Stone and Abstract designs to recreate the latest flooring trends and bring a fabulous finish to any room in your home.



### 6. Unique design

Amtico LVT offers an unrivalled choice of colours, laying patterns and motifs, so you can create a unique look for your home.



### 7. Long lasting

Our hand-picked Amtico flooring specialists will fit your new LVT floor for you to give you years of beautiful flooring.



### 8. Suitable for underfloor heating

Amtico LVT is designed to work with underfloor heating systems, so it won't warp or crack like natural wood.





# Always Amtico.

## For outstanding quality & British design.

Amtico Signature's multiple heat laminated layers give strength and durability, whilst pushing the boundaries of design.

### 1. Quantum Guard

Provides superior durability and resistance against scuffs and marks.

### 2 & 3. Multi-layered High Density 1mm Wear Layer \*

To withstand intense use.

### 4 & 5. Aesthetic Layers

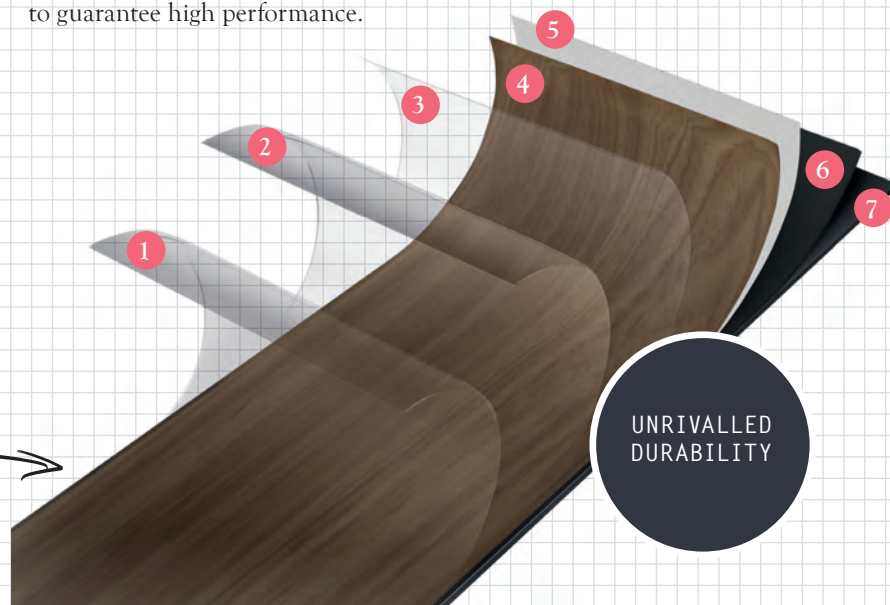
Our carefully crafted choice of print films and pigmented layers that produce beautiful Wood, Stone or Abstract designs.

### 6 & 7. Backing Layers

The final layers provide a foundation for the aesthetic layers to guarantee high performance.

This illustration shows an Amtico Signature plank. Amtico Form has five layers and Amtico Spacia has five layers.

\*varies by collection



# Designed & made in Britain.\*

With more unique designs than any of our competitors, innovative production processes and superb quality standards, Amtico is a world-leading producer of luxury vinyl tiles. And they're all crafted here in Britain, in our specialist factory in Coventry.

Our manufacturing process means we can push the boundaries of design, creating a huge variety of colours and patterns.

More than 50 years of experience goes into every Amtico floor. It's why we're happy to give them a minimum 25-year warranty.

Always  
Uniquely Amtico.



The warranty is for the lifetime of the purchaser. If the house is sold, the warranty is transferable to the next and all subsequent owners, with a limit of 35 years from installation.

\*95% of products sold are manufactured in the UK.



Visit [amtico.com](https://www.amtico.com) to find a retailer or call 0121 745 0800



# Personalise your Amtico...

We're here to take you through the steps of creating your perfect floor. Every space can be different with Amtico and the first step is to find your very own style.

From relaxed and classic to bold and contemporary, you'll find something that catches your eye among the wide selection of Wood, Stone or Abstract designs.

Whether you opt for stylish Signature, timeless Spacia or textured Form, Amtico specialists are on hand every step of the way to guide you through the process, so you can create your floor with confidence.

The following pages share inspirational ideas to get the look you want in simple steps.

-  **Amtico Spacia**  
Laying Patterns Page 80
-  **Amtico Form**  
Laying Patterns Page 114
-  **Amtico Signature**  
Laying Patterns Page 164



Amtico Signature Script Maple Silver in Pleat laying pattern - Designers' Choice

Keep it simple...



Stripwood



Amtico Spacia Drift Pine in Stripwood laying pattern

...or make a statement



Pleat

BEST  
SELLER



Amtico Signature Script Maple Silver in Pleat laying pattern - Designers' Choice


Visit [amtico.com](https://www.amtico.com) to find a retailer or call 0121 745 0800



# Stripping made easy.

These grout style thin strips can be placed between planks and tiles to enhance a floor design.

- Stripping replicates the look of a classic tiled floor.
- Choose a wide, contrasting strip for drama, or a slim, tonal strip to subtly highlight pattern.
- Stripping is available in a range of different sizes to give you the perfect finish.
- Any Amtico Signature product can be used to create customised stripping.
- Most of our flooring can be laid without stripping, but it helps define the pattern or give an authentic look.
- We recommend, however, that Amtico Form Stones are laid with grout style stripping for a genuine tiled look.



The finished result!

-  **Amtico Spacia**  
Stripping Page 82
-  **Amtico Form**  
Stripping Page 115
-  **Amtico Signature**  
Stripping Page 174

Without stripping

## What a difference stripping can make

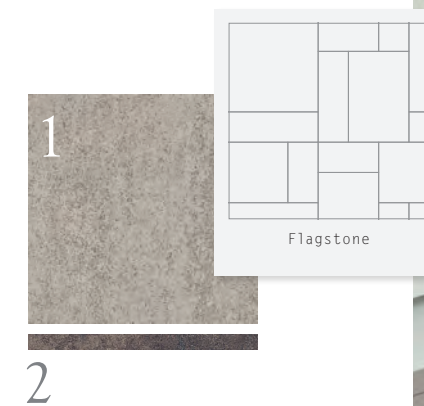
Without stripping, the Flagstone laying pattern of this floor is difficult to see.



With stripping

## The all important finishing touch

The grout style stripping reveals the elegant Flagstone design.



EXPERIMENT  
WITH STRIPPING  
ON OUR ROOM  
VISUALISER AT  
[AMTICO.COM](http://AMTICO.COM)



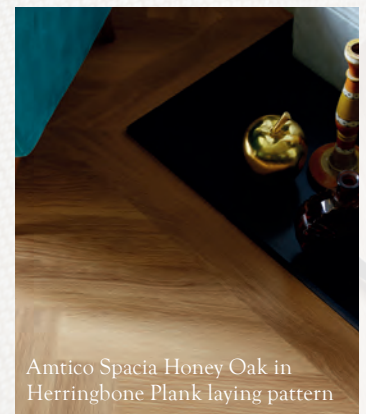
# Personalise your Amtico...

## Borders.

Draw a line under your own style with a border. This decorative detail will define your room's best features. The perfect finishing touch...




**Classic**  
Add contrast and definition for a more defined look using standard product and stripping.



Amtico Spacia Honey Oak in Herringbone Plank laying pattern

### Simple

Use standard product to create a seamless and simple border.



Amtico Signature Lime Washed Wood in Stripwood laying pattern with Ellipse and Square borders and corners

### Decorative


Make a style statement with stunning detail and pattern.

# Personalise your Amtico...

## Motifs.

Cool centrepiece or sophisticated focal point – a motif is a stamp of individuality for your floor. Are you ready to make your mark?

Create your look using Amtico Signature



- A. White Wash Wood
- B. Nomad Oak
- C. Chateau Oak
- D. Kura Fennel
- E. Shore Oak

↑  
**You choose!**

**i** Amtico Signature  
Motifs Page 172

HAND CRAFTED IN BRITAIN



Amtico Signature Lotus motif




# Try the Room Visualiser.

## Get creative!

We know ordering new flooring is a big decision and you want to be sure you've made the right choice. That's where our online Room Visualiser can help.

Select a room, browse through our products and experiment to see which colours and patterns will look best in your space. You can even save your favourites to come back to later. It's like having your own Amtico designer at home.

Try it now at [amtico.com](https://amtico.com)



- 1. Amtico Signature Umbra Eclipse
- 2. Amtico Signature Basilica Shell stripping

visit  
[amtico.com](https://amtico.com)

# Select & order Samples.

When you've got a good idea of the flooring you love, order some samples so you can see how it looks in your home. It's the best way to discover the difference Amtico can make in any space.

Order up to six samples free of charge. Simply browse the products on our website and add the favourites to your basket, or talk to one of our Amtico flooring specialists in store.

6  
FREE  
Samples

ORDER  
SAMPLES AT  
[AMTICO.COM](https://amtico.com)







# Hand-picked Retailers.

Located across the UK, visit our specialist retailers for expert guidance and inspired ideas on choosing your Amtico floor.

With more than 1,000 hand-picked independent retailers across the UK and Ireland, you're sure to find an Amtico flooring specialist near you. Come in store to browse our collections and talk to our experts.

From inspiration to installation, they're on hand with design ideas and product options, as well as all the information you need for fitting and maintenance of our luxury floors.

Call 0121 745 0800 or visit [amtico.com](http://amtico.com) to find the Amtico retailer closest to you.



FIND YOUR  
NEAREST  
RETAILER AT  
[AMTICO.COM](http://AMTICO.COM)



# Amtico collections. Choose the right one for you.

Amtico Signature Brushed Oak in French Weave laying pattern – Designers' Choice



Amtico Spacia



## Amtico Spacia Collection

*Choose this if... you want effortless elegance*

Creating a stunning floor is simplicity itself with Amtico Spacia. Select from stunning Wood, Stone and Abstract designs and a variety of laying patterns. With a 25-year warranty.



Amtico Form



## Amtico Form Collection

*Choose this if... you love an authentic natural look*

Amtico Form offers beautiful Parquet flooring, contemporary Wood and Stone designs with a distinctive rustic and textured feel.

The whole collection replicates the knots and grains in wood, and the genuine appearance of stone ceramics. Enjoy the warm, comfortable and textured finish of Amtico Form. With a 30-year warranty.



Amtico Signature



## Amtico Signature Collection

*Choose this if... you want to create a unique space*

Bespoke solutions for your space. Tailor the size, palette and pattern of your floor with Amtico Signature planks and tiles. Alternatively choose from the pre-designed Designers' Choice with 12 patterns and 92 colour combinations, or Amtico Décor. With a Lifetime warranty.





White Ash in Herringbone Plank laying pattern

# Amtico

# Spacia

keep it simple



An effortless collection of planks and tiles in a sought-after colour palette with a 0.55mm wear layer.



# Elegant, effortless Amtico Spacia.

## Keep it simple

Effortless style is the essence of Amtico Spacia, a collection offering a stunning selection of Wood, Stone and Abstract floors.

Simply choose a colour, shape and laying pattern and look forward to years of beautiful flooring.



Water  
resistant



Spill and  
splash resistant



Easy to  
clean



Suitable for  
underfloor heating

## Total peace of mind



Practical, durable and tough, all Amtico Spacia products come with a 25-year warranty.



Scorched Timber in Stripwood laying pattern

Visit [amtico.com](https://amtico.com) to find a retailer or call 0121 745 0800

*A classic collection of Woods, Stones and Abstracts offering a mix of styles that match the way you live.*

## Spacia Wood



### The ultimate timeless floor

Cool or warm, rustic or elegant, discover the wood that works for your space.

Page 29

## Spacia Parquet



### Traditional parquet flooring

A popular laying pattern that creates a style statement within your home.

Page 49

## Spacia Stone



### Effortless style

The enduring beauty of stone will bring natural style to your home.

Page 57

## Spacia Abstract



### Something extraordinary

Contemporary designs that bring sleek elegance to interiors.

Page 71

## Spacia Sizes

Choose from three tile and three plank sizes and two Parquet sizes to give your floor a unique look.

### Tile Sizes

457 x 457mm

305 x 305mm

305 x 457mm

### Plank Sizes

102 x 915mm

229 x 915mm\*

185 x 1220mm

102 x 457mm  
(Parquet)

76x 229mm  
(Parquet)

\*Only available in Stellar and Skye

Visit [amtico.com](https://amtico.com) to find a retailer or call 0121 745 0800



*Amtico Spacia Collection*

# Wood

Visit [amtico.com](https://www.amtico.com) to find a retailer or call 0121 745 0800






# Get the look

Created with Amtico Spacia | Wood



Drift Pine in Stripwood laying pattern

How to create this look...



Stripwood laying pattern

1



Plank size 185 x 1220mm



Drift Pine

3



## Authentic appeal

Create a style statement with a traditional laying pattern like Stripwood from Amtico Spacia.

The classic plank design works effortlessly with the warmth of the Drift Pine colour and creates a simple, but truly authentic look.





White Ash in Herringbone Plank laying pattern





# Amtico Spacia | Wood



Scorched Timber in Stripwood laying pattern





# Amtico Spacia | Wood



Hampton Oak in Stripwood laying pattern





Bathroom shows Century Concrete in Broken Bond laying pattern with Pale Concrete stripping

Amtico Spacia | Wood



Blackened Spa Wood in Stripwood laying pattern

Visit [amtico.com](https://www.amtico.com) to find a retailer or call 0121 745 0800





Amtico Spacia | Wood



Honey Oak in Herringbone Plank laying pattern



Amtico Spacia | Wood

Cool



White Oak SS5W2548



White Ash SS5W2540

Shown on  
page 32



Weathered Oak SS5W2524



Nordic Oak SS5W2550



**NEW** Sash Oak SS5W3032



**NEW** Credenza Oak SS5W3035



**NEW** Bruges Oak SS5W3034



Smoked Timber SS5W2652



**NEW** Drift Pine SS5W3027



**NEW** Coastal Pine SS5W3029

Shown on  
page 30

Amtico Spacia | Wood


Neutral



Worn Ash SS5W2539



Bleached Elm SS5W2516



Featured Oak SS5W2533



**NEW** Hampton Oak SS5W3031

Shown on  
page 36



Dry Cedar SS5W2535



Sun Bleached Oak SS5W2531



**NEW** Noble Oak SS5W3030



Smoked Cedar SS5W2536



Rustic Limed Wood SS5W2650



Dusky Walnut SS5W2542

Shown on  
page 53



Amtico Spacia | Wood


Warm



Pale Maple SS5W2501




Warm Maple SS5W2502



Eden Oak SS5W1010



Limed Wood Natural SS5W2549



White Maple SS5W2654



Canopy Oak SS5W1020



Pale Ash SS5W2518



Honey Oak SS5W2504



New England Oak SS5W2527



Traditional Oak SS5W2514

Shown on  
page 40

Amtico Spacia | Wood

Rich



Sherwood Oak SS5W2532



Smoothbark Hickory SS5W2545



Royal Oak SS5W2530




Warm Cherry SS5W2506



Exotic Walnut SS5W2541



Warm Walnut SS5W2543



Black Walnut SS5W2534



Classic Cherry SS5W2510

ORDER  
SAMPLES AT  
[AMTICO.COM](https://www.amtico.com)



Amtico Spacia | Wood  
*Dark*



**NEW** Estuary Pine

SS5W3028



**NEW** Haven Oak

SS5W3033

Shown on  
page 47



Rustic Barn Wood

SS5W2513



**NEW** Merchant Wood


SS5W3026



**NEW** Scorched Timber

SS5W3024

Shown on  
page 34



**NEW** Blackened Spa Wood


SS5W3025

Shown on  
page 38



Spiced Timber

SS5W2322



Inked Cedar

SS5W2552



Ember Oak

SS5W2512



Cellar Oak

SS5W2333





*Amtico Spacia Collection*

# Parquet

Visit [amtico.com](https://www.amtico.com) to find a retailer or call 0121 745 0800






# Get the look

Created with Amtico Spacia | Parquet



Royal Oak in Parquet laying pattern

How to create this look...




Parquet laying pattern

1



2

Plank size 76 x 229mm



Royal Oak

3



## Perfectly Parquet

Recreate the beauty of traditional, parquet flooring with the ease and simplicity of Amtico Spacia Parquet.

A smaller parquet plank in a rich, warm wood such as Royal Oak creates a welcoming entrance.





## Amtico Spacia | Parquet



Noble Oak in Parquet laying pattern





*New!*  
for 2018

### Possibilities with Parquet

With classic appeal, Parquet complements many interior schemes, both traditional and modern, and is an elegant choice throughout the home.

Choose from a palette of 12 Spacia Woods, from the lighter colours of White Ash to the darker tones of Blackened Spa Wood. Available in two sizes to complement your interior space.

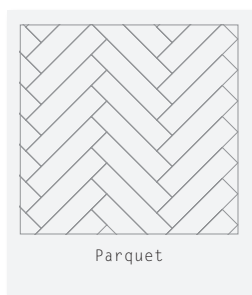
Available in two  
classic Parquet sizes



76 x 229mm



102 x 457mm




VISIT  
THE ROOM  
VISUALISER  
FOR MORE  
OPTIONS

Royal Oak in Parquet laying pattern

### Amtico Spacia | Parquet



**NEW** White Ash SS5W2540




**NEW** Nordic Oak SS5W2550



**NEW** Sun Bleached Oak SS5W2531



**NEW** Coastal Pine SS5W3029




**NEW** Blackened Spa Wood SS5W3025




**NEW** Noble Oak SS5W3030

Shown on  
page 52



**NEW** Pale Ash SS5W2518



**NEW** Honey Oak SS5W2504




**NEW** Featured Oak SS5W2533



**NEW** Traditional Oak SS5W2514



**NEW** Royal Oak SS5W2530



**NEW** Black Walnut SS5W2534

Shown on  
page 50



*Amtico Spacia Collection*

# Stone

Visit [amtico.com](https://www.amtico.com) to find a retailer or call 0121 745 0800






# Get the look

Created with Amtico Spacia | Stone



Ceramic Sable in Herringbone Tile laying pattern with Concrete Pale stripping

## How to create this look...




Herringbone Tile laying pattern

1

2



Tile size 305 x 457mm



Ceramic Sable

3

4

Concrete Pale stripping

## Simply stunning

Recreate the beauty of a timeless stone floor with a traditional laying pattern and grout style stripping.

Here, a graphic Herringbone design, picked out with contrasting stripping, highlights a dark ceramic style.

VISIT  
THE ROOM  
VISUALISER  
FOR MORE  
OPTIONS





Gallery Concrete in Field Stone laying pattern with Stria Volcanic stripping





## Amtico Spacia | Stone



Century Concrete in Broken Bond laying pattern with Concrete Pale stripping





Amtico Spacia | Stone



Sift Stone Canvas in Broken Bond laying pattern with Concrete Pale stripping and a Piping border




Amtico Spacia | Stone  
*Pale*



Limestone Cool SS5S1561

Shown on  
page 64



Sift Stone Canvas SS5S6133



Dry Stone Alba SS5S4401



Crema Travertine SS5S1589



Botticino Cream SS5S4599



Ceramic Ecu SS5S3592



Jura Stone SS5S7401



Noche Travertine SS5S4590



Desert Sandstone SS5S4607

Amtico Spacia | Stone  
*Neutral*



Metropolis Ice SS5A2617



**NEW** Monument Concrete SS5S3072



**NEW** Century Concrete SS5S3069

Shown on  
page 62



Metropolis Smoke SS5A2627

Shown on  
page 58



Ceramic Sable SS5S3593



Sift Stone Clay SS5S6123



Ceramic Flint SS5S2594



Sift Stone Graphite SS5S6113



Ceramic Coal SS5S4422



Amtico Spacia | Stone  
*Cool*



Ceramic Frost SS5S1591



Ceramic Light SS5S1565



**NEW** Plaza Concrete SS5S3070




Linear Stone Shale SS5S3606




**NEW** Gallery Concrete SS5S3071




Pale Grey Slate SS5S3601



Ceramic Dark SS5S3566



Monmouth Slate SS5S7501



Wave Slate Black SS5S2602



Linear Stone Shale in Uniform Block laying pattern with Cirrus Air stripping

Visit [amtico.com](https://www.amtico.com) to find a retailer or call 0121 745 0800



*Amtico Spacia Collection*

# Abstract






# Get the look

Created with Amtico Spacia | Abstract



Ridge Flint in Stripwood laying pattern

How to create this look...



Stripwood laying pattern

1



Plank size 102 x 915mm



Ridge Flint

3

Chic & contemporary

Bring a contemporary twist to your interior with Amtico Spacia Abstract.

This is a truly innovative way to create something extraordinary in your space.







Amtico Spacia | Abstract



Bronze in Broken Bond laying pattern with Concrete Pale stripping



Amtico Spacia | Abstract


Stellar & Skye




**NEW** Stellar Taupe SS5A3630




**NEW** Stellar Ash SS5A3629



**NEW** Stellar Grey SS5A3627




**NEW** Stellar Bronze SS5A3625




**NEW** Stellar Smoke SS5A3626




**NEW** Stellar Black SS5A3628



**NEW** Skye Filter SS5A3633



**NEW** Skye Shade SS5A3632



**NEW** Skye Tint SS5A3631

Amtico Spacia | Abstract

Craft



**NEW** Ridge Shell SS5A3621



Platinum SS5A3610



Linen Weave SS5A3800



**NEW** Ridge Slate SS5A3622



Zinc SS5A3620



Satin Weave SS5A3805



**NEW** Ridge Flint SS5A3624



Bronze SS5A4805



Silk Weave SS5A2801



**NEW** Ridge Ore SS5A3623



Steel SS5A2804



Velvet Weave SS5A2101



Amtico Spacia | Abstract  
*Thread*



Mirus Cotton

SS5A6110



Mirus Feather

SS5A6120




Mirus Hemp

SS5A6130




Mirus Indigo

SS5A6140



Mirus Henna

SS5A6150



Mirus Ebony

SS5A6160



Softline Pebble

SS5A3802



Softline Charcoal

SS5A2803

Shown on  
page 79






# Laying Patterns.

With Amtico Spacia, choose from standard product sizes to introduce colour, pattern and enhance and define your individual space. With a choice of product sizes, you can choose the best option to give your floor a unique style.

## Tile

### BROKEN BOND



Size shown: 305 x 457mm (stripping optional)


### LINEAR BLOCK



Size shown: 102 x 915mm (stripping optional)

*i* Amtico Spacia is available in a range of plank and tile sizes. Please refer to page 27 for size options.

### UNIFORM TILE



Size shown: 305 x 305mm (stripping optional)

### UNIFORM BLOCK



Size shown: 305 x 457mm (stripping optional)

### FIELD STONE TILE



Size shown: 457.2 x 457.2 mm, 304.8 x 304.8 mm (stripping optional)



*Field Stone*

### BONDED STONE



Size shown: 305 x 305mm (stripping optional)


## Plank

### WICKET




Size shown: 185 x 1220mm

### DECK BLOCK



Size shown: 185 x 1220mm (stripping required)

### STRIPWOOD




Size shown: 102 x 915mm



*Herringbone Tile*

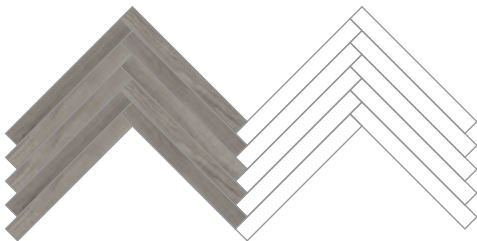
## Herringbone

### HERRINGBONE TILE



Size shown: 305 x 457mm (stripping optional)

### HERRINGBONE PLANK

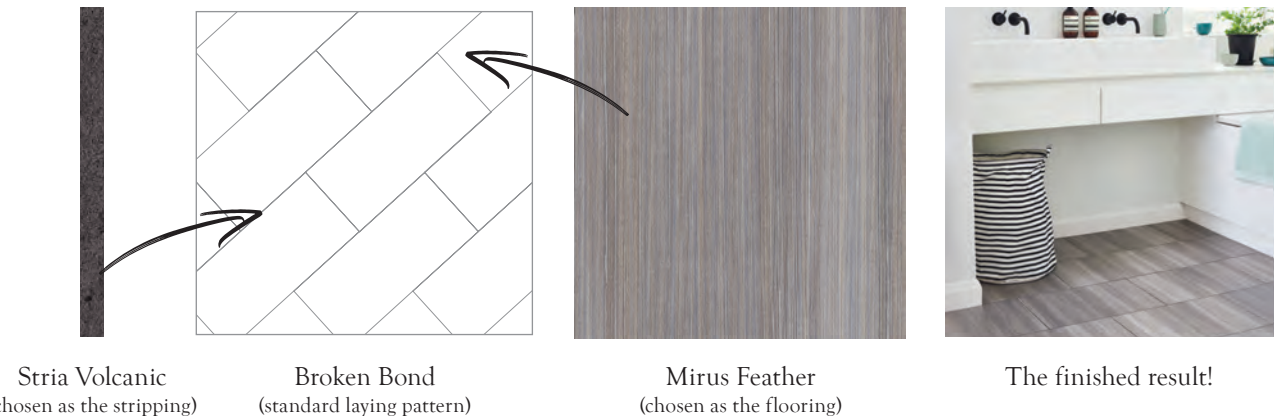


Size shown: 102 x 915mm (stripping optional)



# Stripping.

The grout style stripping will enhance and define your flooring. Available in many different sizes, choose a similar shade for a subtle look, or pick a contrasting colour for a bold finish.



	American Oak (cross grain)	AR0W7050		Pure Plain White	AR0APN11
	Bronze	AR0AMP18		Shimmer Denim	AR0ASE39
	Cirrus Air (cross grain)	AR0W8100		Silver	AR0AMP38
	Concrete Pale	AR0SCN30		Stria Basalt	AR0SMS43
	Fused Birch (cross grain)	AR0W7500		Stria Sediment	AR0SMS14
	Gold	AR0AMP78		Stria Volcanic	AR0SMS42
	Mirabelle Creme	AR0SMB14		Wenge Wood (cross grain)	AR0W7490
	Pure Plain Black	AR0APN22		Wild Walnut (cross grain)	AR0W7620



Mirus Feather in Broken Bond laying pattern with Stria Volcanic stripping



Amtico Spacia | Shapes & Sizes

Wood

Product Name	Product Code	Surface Finish	Plank & Tile sizes (straight grain)					Plank & Tile sizes (cross grain)		
			102 x 915mm (4" x 36")	185 x 1220mm (7.25" x 48")	305 x 305mm (12" x 12")	305 x 457mm (12" x 18")	457 x 457mm (18" x 18")	102 x 915mm (4" x 36")	185 x 1220mm (7.25" x 48")	305 x 457mm (12" x 18")
Black Walnut	SS5W2534	Tick	•	•						
Blackened Spa Wood	SS5W3025	Barnwood	•	•						
Bleached Elm	SS5W2516	Tick	•	•						
Bruges Oak	SS5W3034	Barnwood	•	•						
Canopy Oak	SS5W1020	Tick	•	•						
Cellar Oak	SS5W2333	Barnwood	•	•						
Classic Cherry	SS5W2510	Tick	•	•						
Coastal Pine	SS5W3029	Barnwood	•	•						
Credenza Oak	SS5W3035	Barnwood	•	•						
Drift Pine	SS5W3027	Barnwood	•	•						
Dry Cedar	SS5W2535	Barnwood	•	•						
Dusky Walnut	SS5W2542	Tick	•	•						
Eden Oak	SS5W1010	Tick	•	•						
Ember Oak	SS5W2512	Natural Grain	•	•						
Estuary Pine	SS5W3028	Barnwood	•	•						
Exotic Walnut	SS5W2541	Tick	•	•						
Featured Oak	SS5W2533	Tick/Barnwood	•	•						
Hampton Oak	SS5W3031	Tick	•	•						
Haven Oak	SS5W3033	Tick	•	•						
Honey Oak	SS5W2504	Tick/Barnwood	•	•						
Inked Cedar	SS5W2552	Tick	•	•						
Limed Wood Natural	SS5W2549	Tick	•	•						
Merchant Wood	SS5W3026	Barnwood	•	•						
New England Oak	SS5W2527	Tick/Barnwood	•	•						
Noble Oak	SS5W3030	Tick	•	•						
Nordic Oak	SS5W2550	Tick/Barnwood	•	•						
Pale Ash	SS5W2518	Tick	•	•						
Pale Maple	SS5W2501	Tick	•	•						
Royal Oak	SS5W2530	Tick/Barnwood	•	•						
Rustic Barn Wood	SS5W2513	Barnwood	•	•						
Rustic Limed Wood	SS5W2650	Tick	•	•						
Sash Oak	SS5W3032	Tick	•	•						
Scorched Timber	SS5W3024	Barnwood	•	•						
Sherwood Oak	SS5W2532	Tick/Barnwood	•	•						
Smoked Cedar	SS5W2536	Barnwood	•	•						
Smoked Timber	SS5W2652	Barnwood	•	•						
Smoothbark Hickory	SS5W2545	Tick	•	•						
Spiced Timber	SS5W2322	Barnwood	•	•						
Sun Bleached Oak	SS5W2531	Barnwood	•	•						
Traditional Oak	SS5W2514	Tick/Barnwood	•	•						
Warm Cherry	SS5W2506	Tick	•	•						
Warm Maple	SS5W2502	Tick	•	•						
Warm Walnut	SS5W2543	Tick	•	•						
Weathered Oak	SS5W2524	Barnwood	•	•						
White Ash	SS5W2540	Barnwood	•	•						
White Maple	SS5W2654	Tick	•	•						
White Oak	SS5W2548	Tick	•	•						
Worn Ash	SS5W2539	Barnwood	•	•						

Stone

Product Name	Product Code	Surface Finish	Plank & Tile sizes (straight grain)					Plank & Tile sizes (cross grain)		
			102 x 915mm (4" x 36")	185 x 1220mm (7.25" x 48")	305 x 305mm (12" x 12")	305 x 457mm (12" x 18")	457 x 457mm (18" x 18")	102 x 915mm (4" x 36")	185 x 1220mm (7.25" x 48")	305 x 457mm (12" x 18")
Bottocino Cream	SS5S4599	Ceramic		•	•	•				
Century Concrete	SS5S3069	Ceramic		•	•	•				
Ceramic Coal	SS5S4422	Ceramic		•	•	•				
Ceramic Dark	SS5S3566	Ceramic		•	•	•				
Ceramic Ecu	SS5S3592	Ceramic		•	•	•				
Ceramic Flint	SS5S2594	Ceramic		•	•	•				
Ceramic Frost	SS5S1591	Ceramic		•	•	•				
Ceramic Light	SS5S1565	Ceramic		•	•	•				
Ceramic Sable	SS5S3593	Ceramic		•	•	•				
Crema Travertine	SS5S1589	Ceramic		•	•	•				
Desert Sandstone	SS5S4607	Ceramic		•	•					•
Dry Stone Alba	SS5S4401	Deep Ceramic		•	•	•				
Gallery Concrete	SS5S3071	Ceramic		•	•	•				

Stone (continued)

Product Name	Product Code	Surface Finish				
Jura Stone	SS5S7401	Ceramic		•	•	•
Limestone Cool	SS5S1561	Ceramic		•	•	•
Linear Stone Shale	SS5S3606	Ceramic		•	•	
Metropolis Ice	SS5A2617	Ceramic		•	•	•
Metropolis Smoke	SS5A2627	Ceramic		•	•	•
Monmouth Slate	SS5S7501	Riven		•	•	•
Monument Concrete	SS5S3072	Ceramic		•	•	•
Noche Travertine	SS5S4590	Ceramic		•	•	•
Pale Grey Slate	SS5S3601	Riven		•	•	•
Plaza Concrete	SS5S3070	Ceramic		•	•	•
Sift Stone Canvas	SS5S6133	Deep Ceramic		•		
Sift Stone Clay	SS5S6123	Deep Ceramic		•	•	
Sift Stone Graphite	SS5S6113	Deep Ceramic		•	•	
Wave Slate Black	SS5S2602	Riven		•	•	•

Abstract

Product Name	Product Code	Surface Finish	Plank & Tile sizes (straight grain)					Plank & Tile sizes (cross grain)		
			102 x 915mm (4" x 36")	185 x 1220mm (7.25" x 48")	305 x 305mm (12" x 12")	305 x 457mm (12" x 18")	457 x 457mm (18" x 18")	102 x 915mm (4" x 36")	185 x 1220mm (7.25" x 48")	305 x 457mm (12" x 18")
Bronze	SS5A4805	Ceramic				•				
Linen Weave	SS5A3800	Ceramic					•			
Mirus Cotton	SS5A6110	Ceramic	•	•						•
Mirus Ebony	SS5A6160	Ceramic	•	•						•
Mirus Feather	SS5A6120	Ceramic	•	•						•
Mirus Hemp	SS5A6130	Ceramic	•	•						•
Mirus Henna	SS5A6150	Ceramic	•	•						•
Mirus Indigo	SS5A6140	Ceramic	•	•						•
Platinum	SS5A3610	Ceramic				•				
Ridge Flint	SS5A3624	Ceramic	•			•				
Ridge Ore	SS5A3623	Ceramic	•			•				
Ridge Shell	SS5A3621	Ceramic	•			•				
Ridge Slate	SS5A3622	Ceramic	•			•				
Satin Weave	SS5A3805	Ceramic					•			
Silk Weave	SS5A2801	Ceramic					•			
Skye Filter	SS5A3633	Ceramic						•		•
Skye Shade	SS5A3632	Ceramic						•		•
Skye Tint	SS5A3631	Ceramic						•		•
Softline Charcoal	SS5A2803	Ceramic					•		•	
Softline Pebble	SS5A3802	Ceramic					•		•	
Steel	SS5A2804	Ceramic				•				
Stellar Ash	SS5A3629	Ceramic						•		•
Stellar Black	SS5A3628	Ceramic						•		•
Stellar Bronze	SS5A3625	Ceramic						•		•
Stellar Grey	SS5A3627	Ceramic						•		•
Stellar Smoke	SS5A3626	Ceramic						•		•
Stellar Taupe	SS5A3630	Ceramic						•		•
Velvet Weave	SS5A2101	Ceramic					•			
Zinc	SS5A3620	Ceramic				•				

Stripping

Product Name	Product Code	Surface Finish	Straight grain		Cross grain	
			3 x 915mm (0.125" x 36")		3 x 915mm (0.125" x 36")	
American Oak	AR0W7050	Tick			•	
Bronze	AR0AMP18	Tick	•			
Cirrus Air	AR0W8100	Tick			•	
Concrete Pale	AR0SCN30	Ceramic	•			
Fused Birch	AR0W7500	Tick			•	
Gold	AR0AMP78	Tick	•			
Mirabelle Creme	AR0SMB14	Ceramic	•			
Pure Plain Black	AR0APN22	Ceramic	•			
Pure Plain White	AR0APN11	Ceramic	•			
Shimmer Denim	AR0ASE39	Ceramic	•			
Silver	AR0AMP38	Tick	•			
Stria Basalt	AR0SMS43	Ceramic	•			
Stria Volcanic	AR0SMS42	Ceramic	•			
Stria Sediment	AR0SMS14	Ceramic	•			
Wenge Wood	AR0W7490	Tick			•	
Wild Walnut	AR0W7620	Tick			•	





Drift Oak in Stripwood laying pattern

# Amtico Form

*feel the  
difference*



An enduring collection, rich with rustic textures and embosses that perfectly suit modern and traditional homes, with a 0.7mm wear layer.



# What is Amtico Form?

Amtico Form is a charming collection of timeless designs that really make a statement in your home.

Not only does the hard-working 0.7mm wear layer give this flooring long-lasting protection but the introduction of realistic grain texture brings an authentic and distressed appearance. Stripping is recommended to complete your Amtico Form Contemporary Ceramic floor.



Water resistant



Spill and splash resistant



Easy to clean



Suitable for underfloor heating

Total peace of mind



A super-tough wear layer gives long-lasting protection, guaranteed.



Rural Oak in Parquet laying pattern

Visit [amtico.com](http://amtico.com) to find a retailer or call 0121 745 0800

Choose from a textured collection of Woods and contemporary Stones...

1

**Artisan Embossed Wood**  
Charming and authentic appearance with hand-crafted grooves.

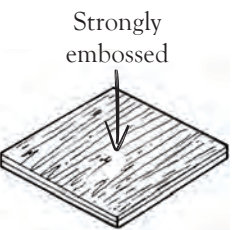

See page 92 for Artisan Embossed Wood  
See page 98 for Parquet



2

**Natural Wood Grain Emboss**  
An embossed texture and raised grain effect adds depth.

See page 104 for Natural Wood Grain Emboss



3

**Contemporary Ceramic**  
Sleek and stylish. We recommend you add stripping for a refined finish.

See page 110 for Contemporary Ceramic



Subtle changes in colour recreate the look of real stone.

## Form Sizes

Choose from one Stone and three Wood sizes, plus Parquet.

Stone Sizes

305 x 610mm





Wood Sizes

152 x 915mm\*

178 x 1220mm\*

235 x 1505mm\*


229 x 76mm\* (Parquet)



\*Not all designs are available in all sizes

Visit [amtico.com](http://amtico.com) to find a retailer or call 0121 745 0800





Artisan Embossed

# Wood

*Amtico Form Collection*






# Get the look

Created with Amtico Form | Artisan Embossed Wood



Drift Oak in Stripwood laying pattern

## How to create this look...



Stripwood 45° laying pattern

1



Plank size 152 x 915mm

2



Drift Oak

3

VISIT  
THE ROOM  
VISUALISER  
FOR MORE  
OPTIONS

## A timeless classic

Give a traditional floor added character with a driftwood plank and a modern layout.

A broad border surrounds an angled Stripwood laying pattern for a fresh look.





Bureau Oak in Stripwood laying pattern

Amtico Form | Artisan Embossed Wood  
Collection



Sienna Oak FS7W9110



Drift Oak FS7W9020

Shown on  
page 92



Rural Oak FS7W5950

Shown on  
page 98



Valley Oak FS7W9040



Cottage Limed Wood FS7W5940



Cabin Oak FS7W9070



Carved Oak FS7W5960



Native Grey Wood FS7W9060



Bureau Oak FS7W5970

Shown on  
page 94



Burnished Timber FS7W9080



Oiled Timber FS7W5980



Coal Grained Oak FS7W9100

Visit our Room Visualiser at [amtico.com](https://www.amtico.com) to view your favourites in your chosen space and laying pattern





Artisan Embossed Wood

# Parquet

*Amtico Form Collection*

Amtico Form

---

Visit [amtico.com](https://www.amtico.com) to find a retailer or call 0121 745 0800






Rural Oak in Parquet laying pattern

# Get the look

Created with Amtico Form | Artisan Embossed Wood | Parquet

How to create this look...



Parquet laying pattern

1



2

Plank size 76 x 229mm



Rural Oak

3

VISIT  
THE ROOM  
VISUALISER  
FOR MORE  
OPTIONS

## Perfect Parquet

Showcase the elegance of Parquet with a floor that flows seamlessly between rooms.

The chic blocks highlight the rich grain and colours of Rural Oak to suit modern and traditional interiors.





Coal Grained Oak in Parquet laying pattern

Amtico Form | Artisan Embossed Wood | Parquet  
*Collection*

Shown on  
page 98



Rural Oak FS7W5950



Valley Oak FS7W9040



Carved Oak FS7W5960



Sienna Oak FS7W9110

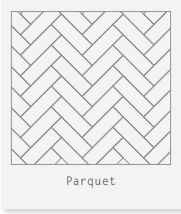


Oiled Timber FS7W5980



Coal Grained Oak FS7W9100

Shown on  
page 100



Parquet

Parquet has been used throughout history to create impressive and distinctive floors.

The six woods in our Artisan Embossed Wood Parquet range have been specially chosen for their colour, grain and texture. Laid in the classic Parquet pattern, the shapes and angles capture the design beauty and create the perfect floor, suitable for a wide range of interiors.

ORDER  
SAMPLES AT  
[AMTICO.COM](https://www.amtico.com)

it's all  
in the  
design



Natural Wood Grain

# Emboss

*Amtico Form Collection*

Visit [amtico.com](https://www.amtico.com) to find a retailer or call 0121 745 0800






Barrel Oak Dovetail in Stripwood laying pattern

# Get the look

Created with Amtico Form | Natural Wood Grain Emboss

How to create this look...



Stripwood 45° laying pattern

1

2

Plank size 235 x 1505mm



Barrel Oak Dovetail

3

VISIT  
THE ROOM  
VISUALISER  
FOR MORE  
OPTIONS

## Natural selection

**Supersize your style with extra large planks laid at a 45 degree angle.**

A border made from the same Amtico Form Barrel Oak Dovetail flooring is the perfect finishing touch.





Barrel Oak Trestle in Stripwood laying pattern



Barrel Oak Cotton

FK7W3302



Barrel Oak Smoke

FK7W3308



Barrel Oak Rye

FK7W3303



Barrel Oak Dovetail

FK7W3306

Shown on  
page 104



Barrel Oak Dune

FK7W3307



Barrel Oak Grey

FK7W3300



Barrel Oak Sand

FK7W3304



Barrel Oak Ashen

FK7W3309



Barrel Oak Trestle

FK7W3301




Barrel Oak Charcoal

FK7W3305

Shown on  
page 106





Contemporary

# Ceramic

*Amtico Form Collection*






# Get the look

Created with Amtico Form | Contemporary Ceramic

How to create this look...



Broken Bond 45° laying pattern



Tile size 305 x 610mm



Mineral



Concrete Pale stripping

## Cool & sophisticated

A palette of soft grey with a hint of pink brings stone-look flooring up to date.

Finished with on-trend Concrete Pale stripping, it's a modern classic.





Silt in Herringbone Tile laying pattern with Mirabelle Creme stripping

Amtico Form | Contemporary Ceramic  
Collection



Opal FS7S4380



Crema FS7S4370



Silt FS7S4360



Mineral FS7S4350



Tidal FS7S4340



Jet FS7S4320

*i* We recommend that Amtico Form Contemporary Ceramic designs are laid with stripping

Visit our Room Visualiser at [amtico.com](https://www.amtico.com) to view your favourites in your chosen space and laying pattern



# Laying Patterns.

Your choice of laying pattern will really help to make your Amtico Form floor design stand out. We've selected the most complementary laying patterns that work beautifully with the textured and authentic nature of the collection.

## Tile

### BROKEN BOND



Size shown: 305 x 610mm (stripping recommended)

### UNIFORM BLOCK



Size shown: 305 x 610mm (stripping recommended)


## Plank

### DECK BLOCK



Size shown: 152 x 915mm (stripping required)


### STRIPWOOD



Size shown: 178 x 1220mm


## Herringbone

### HERRINGBONE TILE




Size shown: 305 x 610mm (stripping recommended)

### HERRINGBONE PLANK

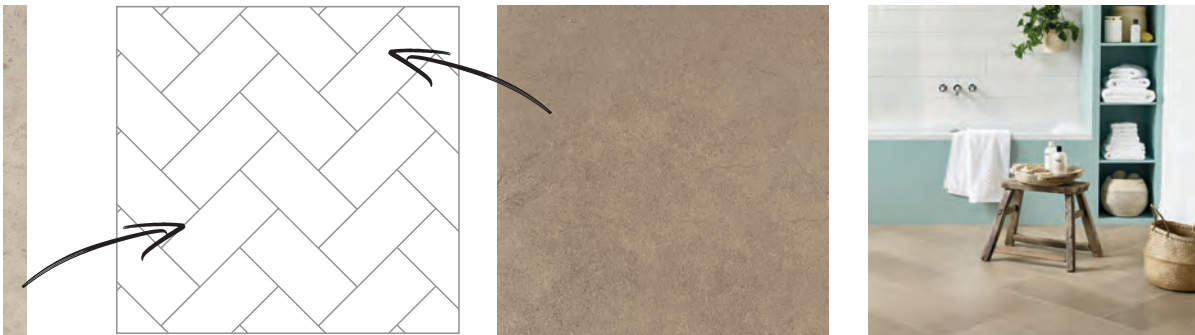


Size shown: 229 x 915mm

 Amtico Form is available in a range of plank and tile sizes. Please refer to page 89 for size options.

# Stripping.

Grout style stripping is the essential touch that sets off the very subtle variations in colour that run through Amtico Form. Choose the perfect size stripping to define the finished laying pattern of your floor.



Mirabelle Creme  
(chosen as the stripping)

Herringbone Tile  
(laying pattern)

Silt  
(chosen as the flooring)

The finished result!

American Oak (cross grain)	AROW7050
Bronze	AR0AMP18
Cirrus Air (cross grain)	AROW8100
Concrete Pale	AR0SCN30
Fused Birch (cross grain)	AROW7500
Gold	AR0AMP78
Mirabelle Creme	AR0SMB14
Pure Plain Black	AR0APN22

Pure Plain White	AR0APN11
Shimmer Denim	AR0ASE39
Silver	AR0AMP38
Stria Basalt	AR0SMS43
Stria Sediment	AR0SMS14
Stria Volcanic	AR0SMS42
Wenge Wood (cross grain)	AROW7490
Wild Walnut (cross grain)	AROW7620

Visit [amtico.com](https://amtico.com) to find a retailer or call 0121 745 0800



Amtico Form | Shapes & Sizes

Wood

Product Name	Product Code	Surface Finish	Plank sizes			
			162 x 915mm (6" x 36")	229 x 76mm (3" x 9") Parquet	178 x 1220mm (7" x 48")	235 x 1506mm (9.25" x 59.25")
Barrel Oak Ashen	FK7W3309	Natural Wood Grain Emboss		●		●
Barrel Oak Charcoal	FK7W3305	Natural Wood Grain Emboss		●		●
Barrel Oak Cotton	FK7W3302	Natural Wood Grain Emboss		●		●
Barrel Oak Dovetail	FK7W3306	Natural Wood Grain Emboss		●		●
Barrel Oak Dune	FK7W3307	Natural Wood Grain Emboss		●		●
Barrel Oak Grey	FK7W3300	Natural Wood Grain Emboss		●		●
Barrel Oak Rye	FK7W3303	Natural Wood Grain Emboss		●		●
Barrel Oak Sand	FK7W3304	Natural Wood Grain Emboss		●		●
Barrel Oak Smoke	FK7W3308	Natural Wood Grain Emboss		●		●
Barrel Oak Trestle	FK7W3301	Natural Wood Grain Emboss		●		●
Bureau Oak	FS7W5970	Artisan Embossed Wood	●			
Burnished Timber	FS7W9080	Artisan Embossed Wood	●			
Cabin Oak	FS7W9070	Artisan Embossed Wood	●			
Carved Oak	FS7W5960	Artisan Embossed Wood	●	●		
Coal Grained Oak	FS7W9100	Artisan Embossed Wood		●		
Cottage Limed Wood	FS7W5940	Artisan Embossed Wood	●			
Drift Oak	FS7W9020	Artisan Embossed Wood	●			
Native Grey Wood	FS7W9060	Artisan Embossed Wood	●			
Oiled Timber	FS7W5980	Artisan Embossed Wood		●		
Rural Oak	FS7W5950	Artisan Embossed Wood	●	●		
Sienna Oak	FS7W9110	Artisan Embossed Wood	●	●		
Valley Oak	FS7W9040	Artisan Embossed Wood	●	●		

Stone

Product Name	Product Code	Surface Finish	Tile sizes	
			305 x 610mm (12" x 24")	
Crema	FS7S4370	Contemporary Ceramic	●	
Jet	FS7S4320	Contemporary Ceramic	●	
Mineral	FS7S4350	Contemporary Ceramic	●	
Opal	FS7S4380	Contemporary Ceramic	●	
Silt	FS7S4360	Contemporary Ceramic	●	
Tidal	FS7S4340	Contemporary Ceramic	●	

Stripping

Product Name	Product Code	Surface Finish	Straight grain		Cross grain	
			3 x 915mm (0.125' x 36")		3 x 915mm (0.125' x 36")	
American Oak	AR0W7050	Tick			●	
Bronze	AR0AMP18	Tick	●			
Cirrus Air	AR0W8100	Tick			●	
Concrete Pale	AR0SCN30	Ceramic	●			
Fused Birch	AR0W7500	Tick			●	
Gold	AR0AMP78	Tick	●			
Mirabelle Creme	AR0SMB14	Ceramic	●			
Pure Plain Black	AR0APN22	Ceramic	●			
Pure Plain White	AR0APN11	Ceramic	●			
Shimmer Denim	AR0ASE39	Ceramic	●			
Silver	AR0AMP38	Tick	●			
Stria Basalt	AR0SMS43	Ceramic	●			
Stria Sediment	AR0SMS14	Ceramic	●			
Stria Volcanic	AR0SMS42	Ceramic	●			
Wenge Wood	AR0W7490	Tick			●	
Wild Walnut	AR0W7620	Tick			●	

Please note all sizes and availability are correct at the time of press. Please contact your local Amtico flooring specialist for the latest information.



Rural Oak in Parquet laying pattern





Umbra Dusk and Umbra Veil in Block Weave laying pattern

# Amtico Signature

*infinite possibilities*



Create beautiful floors with your choice of laying pattern and enhance with a decorative border or motif. Signature comes with a 1mm wear layer.



# Beautifully patterned Amtico Signature

Create a design that works for your unique space. Every element of a Signature floor is hand-crafted from a Wood, Stone or Abstract design.

Add charm and character to your interior scheme with your choice of laying pattern – a stunning selection of designs that bring style and individuality to your home.



Water  
resistant



Spill and  
splash resistant



Easy to  
clean



Suitable for  
underfloor heating

Total peace of mind



Beautiful flooring that lasts a lifetime. Speak to our experts to find out more about the Amtico Signature Lifetime warranty.



Kura Juniper and Kura Cassia in Woven laying pattern – Designers' Choice

## ..... Three possibilities, one Amtico Signature .....

### 1. Planks & Tiles

Take any laying pattern and experiment with different combinations of colour and product to create a floor that's unique to you.

Page 123

### 2. Designers' Choice

A pre-designed collection of colour combinations, curated by our in-house designers. Choose from 92 colour combinations across 12 laying patterns.

Page 177

### 3. Décor

Designs from the Amtico archive recreated for a new generation. These intricate designs, inspired by the Victorian era, bring drama and flair to both period and contemporary interiors.

Page 235



Cornish Oak in large Parquet laying pattern with Myron motif



Parisian Pine in Basket Weave laying pattern – Designers' Choice



Geo Graphite - Décor

Visit [amtico.com](https://www.amtico.com) to find a retailer or call 0121 745 0800

Visit [amtico.com](https://www.amtico.com) to find a retailer or call 0121 745 0800





Kura Kala in Linear Block laying pattern with Kura Anise stripping

# Planks & Tiles

*A beautiful selection of colours, shapes and sizes – the possibilities are endless*

Visit [amtico.com](https://www.amtico.com) to find a retailer or call 0121 745 0800



# Amtico Signature

## Understanding the design options.

Choose your laying pattern then experiment with colour, stripping, motifs and borders to create your perfect flooring.

### Signature Design Features



#### Laying Patterns

Just like a natural stone or wood floor, Amtico LVT is cut into planks or tiles, then fitted together to create a pattern. Select your own perfect combination.

Page 164



#### Stripping

Define plank or tile shapes, create a grout effect or add contrast with stripping. Available in a choice of widths and colours, it's the detail that makes the difference.

Page 174



#### Borders

Decorative edging that draws the eye. Simple or elaborate, a border defines a space.

Page 170



#### Motifs

Make an impact – a Signature motif will create a stunning focal point in any room.

Page 172

### Signature Sizes

Signature has seven tile sizes and six plank sizes. Combine different sizes to create a unique floor.

#### Tile Sizes

305 x 305mm

305 x 457mm

457 x 457mm

305 x 610mm

457 x 610mm

457 x 915mm

457 x 1220mm

#### Plank Sizes

76 x 915mm

114 x 915mm

152 x 915mm

229 x 915mm

185 x 1220mm

229 x 1220mm



*Amtico Signature Collection*

# Wood

Visit [amtico.com](http://amtico.com) to find a retailer or call 0121 745 0800






# Get the look


Created with Amtico Signature | Wood

## How to create this look...



Parquet laying pattern

1



Plank size 114 x 457mm

2



Cornish Oak

3



4

Myron motif

## A classic reinvented

Add a subtle, yet interesting focal point with this circular Myron motif, which brings timeless elegance to a classic Parquet design.



Cornish Oak in large Parquet laying pattern with Myron motif

VISIT  
THE ROOM  
VISUALISER  
FOR MORE  
OPTIONS

Visit [amtico.com](https://www.amtico.com) to find a retailer or call 0121 745 0800





Harbour Pine in Stripwood laying pattern with Gothic Arch border and corner





# Amtico Signature | Wood



Basilica Salt, Cirrus Air and Shore Oak in Broken Bond and Stripwood laying patterns with Ellipse and Ellipse Grand borders

Visit [amtico.com](https://www.amtico.com) to find a retailer or call 0121 745 0800



Amtico Signature | Wood  
*Cool*

Shown on  
page 180




White Wash Wood

AR0W7680



Cirrus Air

AR0W8100




Limed Grey Wood

AR0W7670



Cirrus Mist

AR0W8110



Pearl Wash Wood

AR0W8220



Nomad Oak

AR0W8140

Shown on  
page 132



Shore Oak

AR0W8180



Shibori Jasmine

AR0W7800

Shown on  
page 188



Wharf Oak

AR0W8190



Chateau Oak

AR0W7980



Cirrus Shadow

AR0W8080




Harbour Pine

AR0W7990

Shown on  
page 130

Amtico Signature | Wood  
*Neutral*

Shown on  
page 128



Chalked Pine

AR0W7750




Cornish Oak

AR0W8150



Lime Washed Wood

AR0W7660



Neutral Pine

AR0W7770

Shown on  
page 176



Parisian Pine

AR0W7860



Salted Oak

AR0W8210

Shown on  
page 192



Cirrus Dawn

AR0W8070



Manor Oak

AR0W7970



Pilgrim Oak

AR0W8130



Classic Walnut

AR0W7610



Fumed Oak

AR0W7900



Regency Walnut

AR0W8200



Amtico Signature | Wood  
*Golden*



Sugar Maple

AR0W8020



Fused Birch

AR0W7500



White Oak

AR0W7520



Fresh Oak

AR0W7440



Natural Limed Wood

AR0W7690



Golden Oak

AR0W7510



Light Cherry

AR0W7060



Classic Oak

AR0W7430



American Oak

AR0W7050



Applewood

AR0W7740



Grande Pecan

AR0W7850

Amtico Signature | Wood  
*Warm*



Oiled Pine

AR0W7760



Blonde Oak

AR0W7460



Worn Oak

AR0W7390



York Oak

AR0W8160



Aged Oak

AR0W7710



French Oak

AR0W7830



Brushed Oak

AR0W7910



Varnished Oak

AR0W7840



Farmhouse Oak

AR0W7630



Dry Teak

AR0W7810

Shown on  
page 185

ORDER  
SAMPLES AT  
[AMTICO.COM](https://www.amtico.com)



Amtico Signature | Wood  
*Rich*



Washed Teak AR0W5990



Ashdown Plum AR0W8000



American Cherry AR0W7450



Vintage Teak AR0W7600



Teak AR0W6990



Priory Oak AR0W7200



Merbau AR0W7590



Antique Wood AR0W7190



Rosewood AR0W7070



Wild Walnut AR0W7620



Wenge Wood AR0W7490




Dark Walnut AR0W7700

Visit [amtico.com](https://www.amtico.com) to find a retailer or call 0121 745 0800

Amtico Signature | Wood  
*Dark*




Quill Sable AR0W8040



Galleon Oak AR0W8170




Reclaimed Oak AR0W7870




Quill Gesso AR0W8060



Pier Oak AR0W7890




Ink Wash Wood AR0W8230




Script Maple Silver AR0W8120



Quill Kohl AR0W8050




Shibori Sencha AR0W7780



Shibori Lapsang AR0W7790



Script Maple Rum AR0W7920



Cirrus Twilight AR0W8090

Visit our Room Visualiser at [amtico.com](https://www.amtico.com) to view your favourites in your chosen space and laying pattern



*Amtico Signature Collection*

# Stone


Visit [amtico.com](http://amtico.com) to find a retailer or call 0121 745 0800



# Get the look

Created with Amtico Signature | Stone

How to create this look...



Linear Block laying pattern

1

2

Plank size 152 x 915mm



Kura Kala

3

4

Kura Anise stripping

VISIT  
THE ROOM  
VISUALISER  
FOR MORE  
OPTIONS

## Between the lines

Use a contrast stripping to bring out the drama of this Linear Block design.



Kura Kala in Linear Block laying pattern with Kura Anise stripping

Visit [amtico.com](https://www.amtico.com) to find a retailer or call 0121 745 0800





# Amtico Signature | Stone



Kura Opium in Broken Bond laying pattern with Kura Anise stripping and Gothic Arch border

Visit [amtico.com](https://www.amtico.com) to find a retailer or call 0121 745 0800





Alchemy Atmosphere in Flagstone laying pattern with Honed Limestone Natural stripping

## Amtico Signature | Stone

Everyone needs a haven.  
Soft tones of shimmering  
stone set the scene.



1. Alchemy Atmosphere
2. Honed Limestone Natural

Visit [amtico.com](https://www.amtico.com) to find a retailer or call 0121 745 0800



Amtico Signature | Stone  
*Pale*



Honed Limestone Natural AR0SLH11




Mirabelle Creme AR0SMB14



Basilica Salt AR0SBS12



Basilica Shale AR0SBS31



Fossil Limestone AR0SFL33



Alchemy Haze AR0AAL14



Mirabelle Bleu AR0SMB34



Jura Grey AR0SJA34



Kura Kala AR0SKU31

Amtico Signature | Stone  
*Warm*



Limestone AR0SLK14



Crema Marfil AR0SMF47



Riverstone Chalk AR0SRS14



Jura Yellow AR0SJA75



Travertine Honey AR0STV32



Riverstone Tundra AR0SRS40



Stria Sediment AR0SMS14



Travertine Romano AR0STV33



Stria Sand AR0SMS47



Amtico Signature | Stone  
*Neutral*



Kura Fennel AR0SKU34



Stria Basalt AR0SMS43



Kura Cassia AR0SKU41



Lulworth Stone AR0SST41



Stria Rock AR0SMS33



Kura Juniper AR0SKU42



Buckland Stone AR0SST42




Cadence Dune AR0SPB44




Stria Lava AR0SMS44

Shown on  
page 216


Amtico Signature | Stone  
*Dark*




Stria Volcanic AR0SMS42



Cumbrian Slate AR0SSL32



Welsh Slate AR0SSL21



Alchemy Storm AR0AAL20



Cadence Montis AR0SPB22



Kura Opium AR0SKU49



Graphite Slate AR0SSL23

Shown on  
page 144




Amtico Signature | Stone  
*Cool*



Stria Ash AR0SMS13



Basilica Shell AR0SBS41



Worn Concrete AR0STL39



Shown on  
page 146

Alchemy Atmosphere AR0AAL30



Kura Caraway AR0SKU38



Doric Marble AR0STV14



Shown on  
page 153

Exposed Concrete AR0SEC30



Kura Anise AR0SKU39



Cadence Aeria AR0SPB31

Visit [amtico.com](https://www.amtico.com) to find a retailer or call 0121 745 0800



Exposed Concrete in Staggered Block laying pattern with Cirrus Air stripping



*Amtico Signature Collection*

# Abstract

Visit [amtico.com](http://amtico.com) to find a retailer or call 0121 745 0800

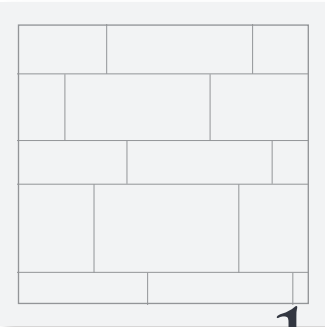




# Get the look

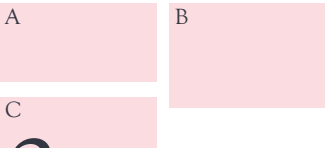
Created with Amtico Signature | Abstract

## How to create this look...



Random Stone laying pattern

1



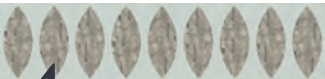
2

Tile sizes  
A: 152 x 457mm  
B: 229 x 457mm  
C: 305 x 457mm



Composite Calcium

3



4

Ellipse Grand border

Be unique!

In a large room or open-plan living area, use a border to divide the space, or as a graphic outline for architectural features and furniture.

VISIT  
THE ROOM  
VISUALISER  
FOR MORE  
OPTIONS

Composite Calcium in Bonded Stone laying pattern with Ellipse Grand border

Visit [amtico.com](https://www.amtico.com) to find a retailer or call 0121 745 0800




Amtico Signature | Abstract

Alchemist



Metal Foil AR0AME31




Metal Tin AR0AME32



Patina Atom AR0APT33



Patina Vapour AR0APT31



Fragment Astro AR0SFR33




Patina Smalt AR0APT22



Fragment Nova AR0SFR11



Metal Pewter AR0AME39




Fragment Abyss AR0SFR22



Metal Shot AR0AME33



Fragment Comet AR0SFR78



Metal Gold Leaf AR0AME71


Visit [amtico.com](https://amtico.com) to find a retailer or call 0121 745 0800

Amtico Signature | Abstract

Visionist



Mica Mix Eggshell AR0SMM41




Mica Mix Earth AR0SMM44



Shimmer Felt AR0ASE34




Composite Calcium AR0SGN11



Composite Pumice AR0SGN31




Shimmer Metal AR0ASE33



Marcasite AR0AMR30



Composite Flint AR0SGN32



Shimmer Denim AR0ASE39

Visit our Room Visualiser at [amtico.com](https://amtico.com) to view your favourites in your chosen space and laying pattern



Amtico Signature | Abstract

Meridian



Equator Flow AR0AEQ13



Equator Tide AR0AEQ40



Equator Wave AR0AEQ39



Infinity Spark AR0A1131




Infinity Strobe AR0A3120



Infinity Pulse AR0A2048



Linear Chalk AR0ALA11



Linear Graphite AR0ALA33



Linear Metallic Steel AR0ALA21



Back to Black Vamp AR0ABB22



Back to Black Envy AR0ABB28



Linear Metallic Spice AR0ALA24


Visit [amtico.com](https://www.amtico.com) to find a retailer or call 0121 745 0800

Amtico Signature | Abstract


Spectrum



Napoli AR0ACF75



Sevilla AR0ACF64




Rio AR0ACF56



Mumbai AR0ACF98




Marrakech AR0ACF51




Bangkok AR0ACF59




Paris AR0ACF92



Helsinki AR0ACF90



Seoul AR0ACF84



Glint Orb AR0AGG11



Glint Void AR0AGG22




Dublin AR0ACF83


Visit our Room Visualiser at [amtico.com](https://www.amtico.com) to view your favourites in your chosen space and laying pattern



Amtico Signature | Abstract  
*Umbra & Chroma*




Umbra Veil AR0AUA13



Chroma Gold AR0ACH79



Umbra Dusk AR0AUA24



Chroma Blue AR0ACH99



Umbra Eclipse AR0AUA33



Chroma Black AR0ACH22

Visit [amtico.com](https://www.amtico.com) to find a retailer or call 0121 745 0800



Chroma Black in Block Weave laying pattern



# Laying Patterns.


Our Signature laying patterns are a template for your imagination. Choose the plank or tile and experiment with colour and size to create something truly unique.

Simple and easy to follow. Simply choose any laying pattern then experiment with any colour and product from the Signature collection to create your perfect Amtico design.

Expert team on hand to help. Remember that when you visit one of our hand-picked retailers, you'll be given expert advice to help you find the most inspirational choice of products and patterns for your space.

## Tile

### BROKEN BOND



Size shown: 305 x 610mm (stripping optional)


### LINEAR BLOCK



Size shown: 76 x 915mm (stripping optional)

*i* Amtico Signature is available in a range of plank and tile sizes. Please refer to page 125 for size options.

### UNIFORM TILE



Size shown: 457 x 457mm (stripping optional)


### UNIFORM BLOCK



Size shown: 305 x 610mm (stripping optional)




### BONDED STONE



Size shown: 457 x 457mm (stripping optional)


## Plank

### WICKET



Size shown: 229 x 915mm

### DECK BLOCK



Size shown: 114 x 915mm (stripping required)

### STRIPWOOD




Size shown: 185 x 1220mm




## Herringbone

### HERRINGBONE TILE



Size shown: 305 x 610mm (stripping optional)

### HERRINGBONE PLANK



Size shown: 229 x 915mm (stripping optional)



Amtico Signature | Design Options



We've taken Amtico Signature products and combined them in unique ways to create inspirational flooring options.


Make them your own by choosing the product size and even the direction of grain that will work best in your space.

There are no boundaries with colour either. The examples shown are available in any colour combination to make your space truly different.



*i* Amtico Signature is available in a range of plank and tile sizes. Please refer to page 125 for size options.

CROSS BAND




Size shown: 76 x 915mm (Cross Grain), 152 x 915mm

RANDOM PLANK



Size shown: 76 x 915mm, 152 x 915mm, 229 x 915mm

CHECKER BOARD



Size shown: 305 x 305mm

BOARDWALK



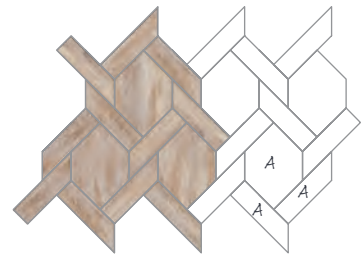
Size shown: 76 x 915mm, 185 x 1220mm

Amtico Signature | Design Options

Castel Weave

305 x 457mm

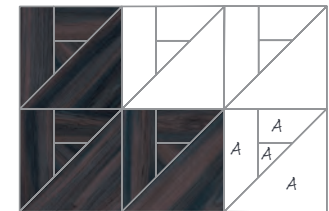
108 x 431mm



1 Product  
Code: EP263

Cubist

305 x 305mm



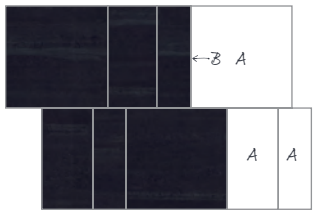
1 Product  
Code: EP281

Staggered Block


457 x 457mm

229 x 457mm

152 x 457mm




1 Product with stripping  
Code: EP143



2 Products without stripping  
Code: EP148

French Weave

610 x 610mm



1 Product  
Code: EP272

Endless  
Possibilities

SEE OUR ROOM  
VISUALISER AT  
[AMTICO.COM](https://www.amtico.com)

Endless Possibilities allows you to take any laying pattern and experiment with colour and product to create an Amtico floor that's truly unique to you. For more information, visit an Amtico specialist retailer who will offer expert guidance as you design your floor.




Flooring  
Colour Options

Create an Amtico floor that's unique to you with Amtico Signature. Use the illustrated letters on the diagrams and select different products for each letter.



Random Stone

152 x 457mm    229 x 457mm    305 x 457mm



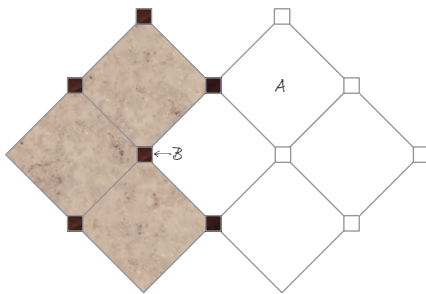
Block Weave

229 x 457mm    457 x 457mm



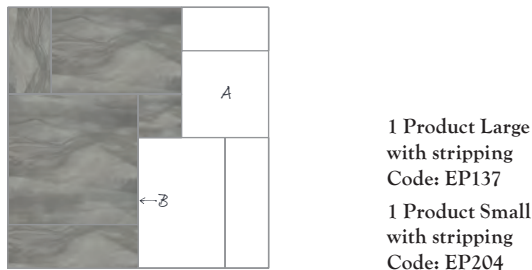
Key Stone

Small: 51 x 51mm    305 x 305mm  
Large: 51 x 51mm    457 x 457mm




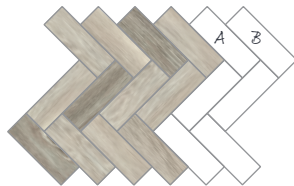
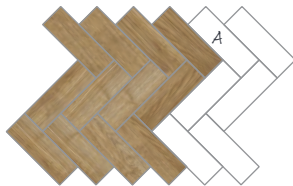
Flagstone

Small: 102 x 102mm    203 x 203mm  
203 x 305mm    102 x 203mm  
102 x 305mm    305 x 305mm  
  
Large: 152 x 152mm    305 x 305mm  
305 x 457mm    152 x 305mm  
152 x 457mm    457 x 457mm



Parquet

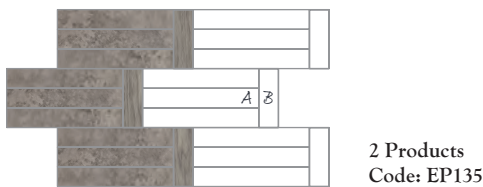
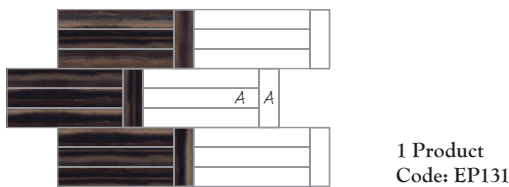
Small: 76 x 229mm    Large: 114 x 457mm



1 Product Large without stripping  
Code: EP107  
1 Product Large with stripping  
Code: EP225

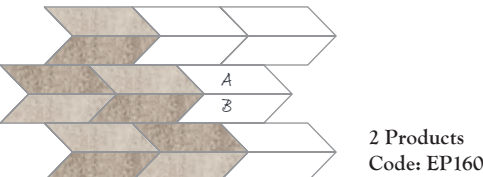

Plank Weave

152 x 915mm    152 x 457mm



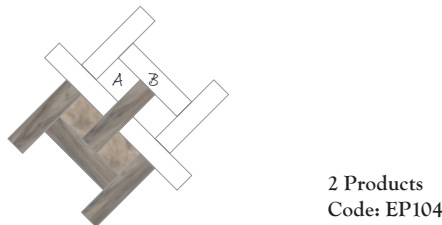
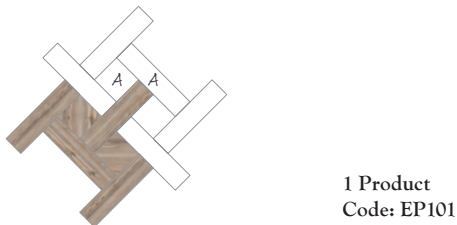
Arrow

114 x 457mm



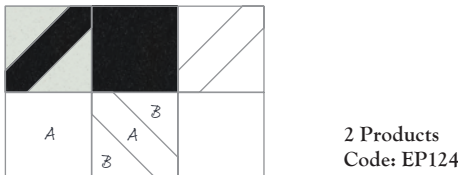
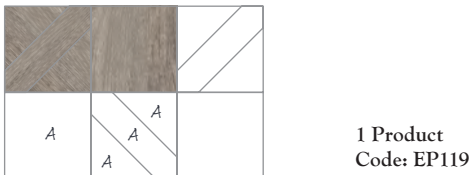
Basket Weave

114 x 114mm    76 x 305mm



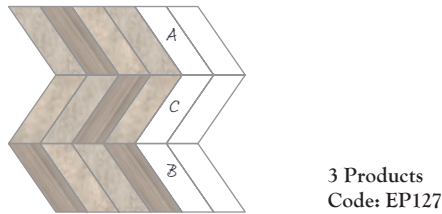
Woven

229 x 229mm



Pleat

114 x 457mm





# Borders.

A border will add detail and interest to your floor. Draw a line to define your space or highlight special features.



Be unique! Contemporary or classic, a border is another way to define your Signature style.



**Etch**  
Border AR0B8030 and Corner AR0C803S - 76 x 915mm  
Products shown: A = Kura Kala, B = Equator Flow  
Also available in 152 x 915mm.



**Piping**  
Border AR0B6400 - 13 x 915mm  
Products shown: A = Cirrus Air, B = Patina Atom



**Square**  
Border AR0B6200 and Corner AR0C62S0 - 25 x 890mm  
Products shown: A = Mirabelle Creme, B = Fragment Abyss, C = Fragment Astro, D = Fragment Nova, E = Fragment Astro. 45 degree angled corners are available with these borders.



**Offset Stripe**  
Border AR0B7000 - 38 x 915mm  
Products shown: A = Chateau Oak, B = Alchemy Atmosphere



**Mondrian**  
Border AR0B7400 and Corner AR0C74S0 - 76 x 915mm  
Products shown: A = Metal Tin, B = Patina Atom, C = Composite Calcium  
45 degree angled corners are available with these borders.



**Bevelled Diamond**  
Border AR0B270B and Corner AR0C27SB - 76 x 915mm  
Products shown: A = Graphite Slate, B = Kura Kala, C = Graphite Slate  
45 degree angled corners are available with these borders.



**Pyramid**  
Border AR0B6000 and Corner AR0C60S0 - 51 x 915mm  
Products shown: A = Shimmer Denim, B = Kura Anise, C = Basilica Shell



**Broad Stripe**  
Border AR0B6500 and Corner AR0C65S0 - 51 x 915mm  
Products shown: A = Stria Basalt, B = Kura Fennel  
C = Mica Mix Earth, D = Stria Lava



**Metro**  
Border AR0B6600 - 57 x 915mm  
Products shown: A = Basilica Shale, B = Salted Oak, C = Cornish Oak



**Gothic Arch**  
Border AR0B670B and Corner AR0C67SB - 102 x 915mm  
Products shown: A = Salted Oak, B = Cornish Oak, C = Salted Oak  
45 degree angled corners are available with these borders.




**Art Deco**  
Border AR0B5100 and Corner AR0C51S0 - 89 x 915mm  
Products shown: A = Fragment Nova, B = Kura Fennel, C = Equator Flow



**Deco Pleat**  
Border AR0B680B and Corner AR0C68SB - 89 x 915mm  
Products shown: A = Cornish Oak, B = Manor Oak



**Ellipse**  
Border AR0B7100, Corner AR0C71S0 and Corner AR0C71R0 - 76 x 915mm  
Products shown: A = Shibori Jasmine (Cross Grain), B = Shibori Jasmine (Cross Grain), C = Script Maple Silver. 45 degree angled corners are available with these borders.



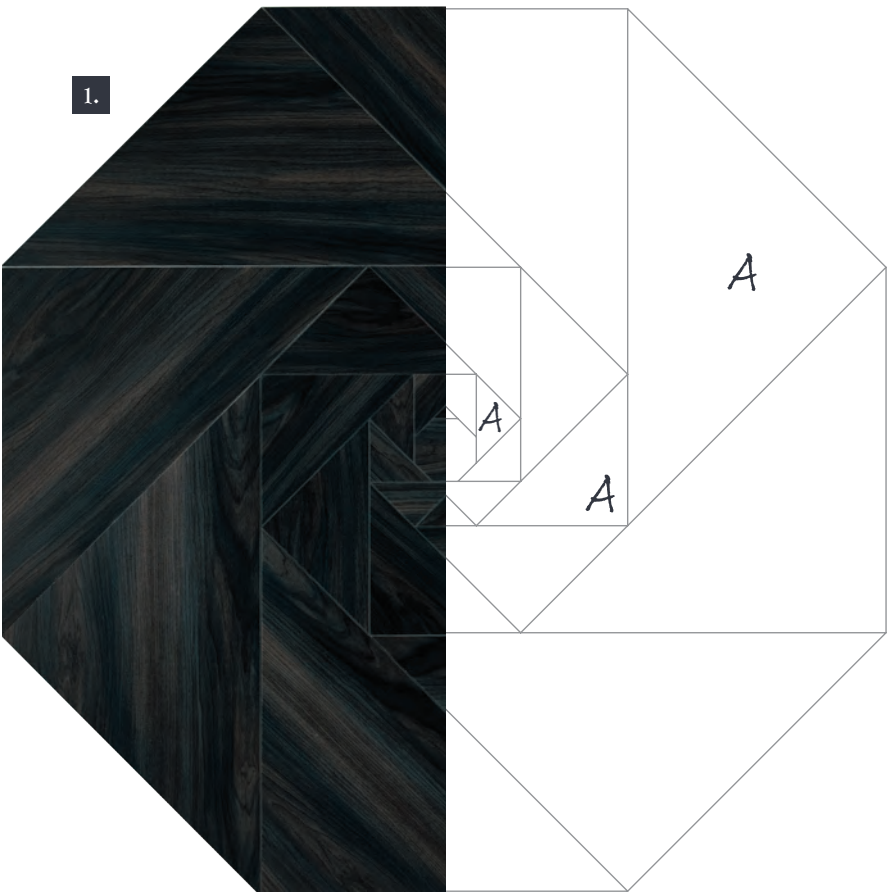

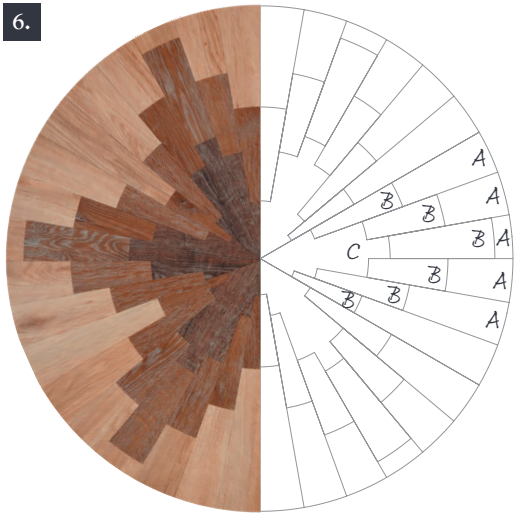
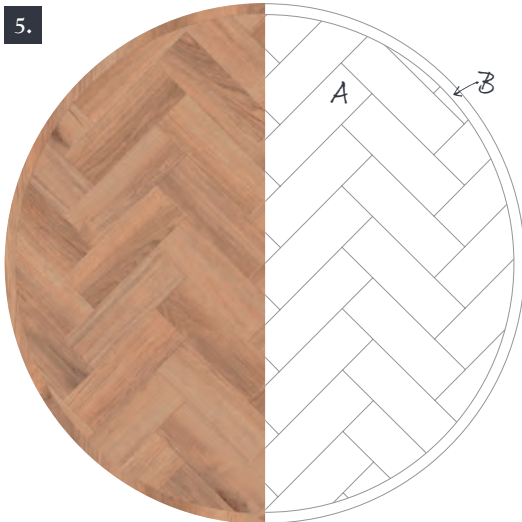
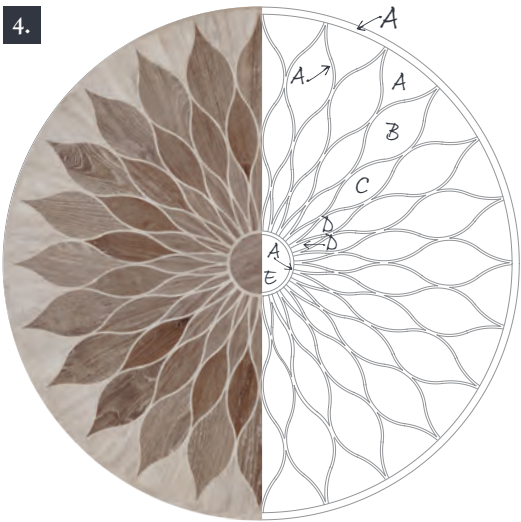
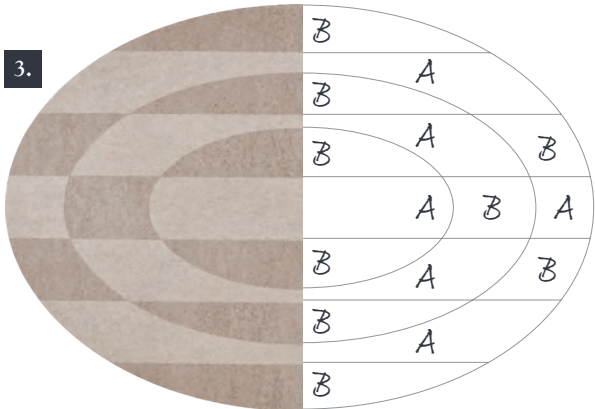
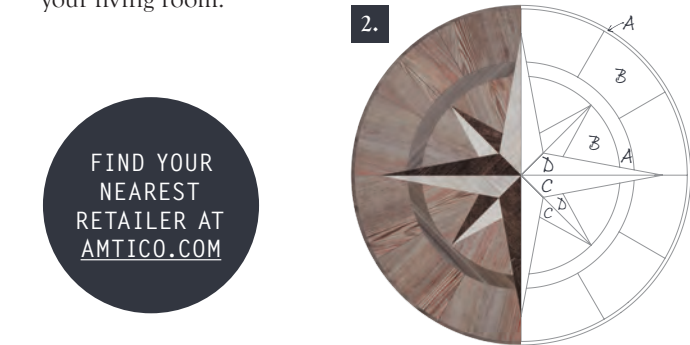
**Ellipse Grand**  
Border AR0B7200 and Corner AR0C72S0 - 229 x 915mm  
Products shown: A = Kura Fennel, B = Kura Kala, C = Basilica Shell, D = Mica Mix Eggshell  
45 degree angled corners are available with these borders.



# Motifs.

A motif is a stamp of individuality and a stunning addition to your home. Create a statement in your hallway or a focal point in your living room.

FIND YOUR  
NEAREST  
RETAILER AT  
[AMTICO.COM](http://AMTICO.COM)



- 1. Pavilion**  
AR0MC9501  
1562mm diameter  
Product shown:  
A = Ink Wash Wood

**2. Small Star**  
AR0MC300  
610mm diameter  
Products shown:  
A = Equator Wave  
B = Parisian Pine  
C = Script Maple Silver  
D = White Wash Wood

**3. Cassini Oval**  
AR0MC190  
709 x 1034mm  
Products shown:  
A = Basilica Salt  
B = Basilica Shell

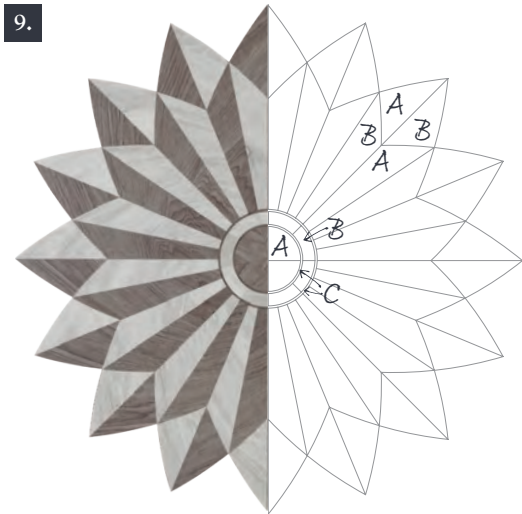
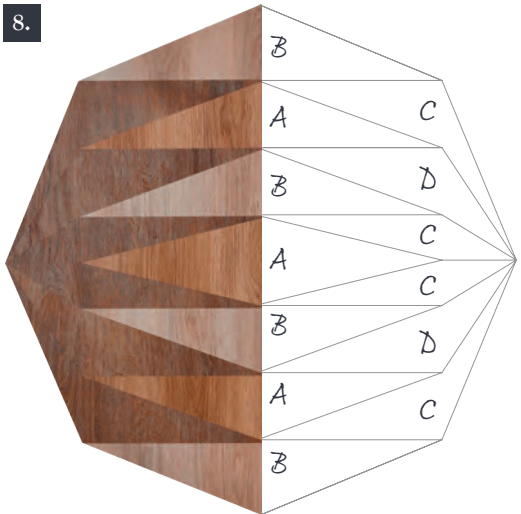
**4. Lotus**  
AR0MC400  
915mm diameter  
Products shown:  
A = White Wash Wood  
B = Nomad Oak  
C = Chateau Oak  
D = Shore Oak  
E = Shore Oak

**5. Myron**  
AR0MC160  
915mm diameter  
Product shown:  
A and B =  
Cornish Oak
- 6. Constellation**  
AR0MC210  
890mm diameter  
Products shown:  
A = Cornish Oak  
B = Manor Oak  
C = Reclaimed Oak

**7. Manhattan**  
AR0MC220  
890mm diameter  
Products shown:  
A = Patina Vapour  
B = Shibori Jasmine  
C = Cirrus Dawn  
D = Cirrus Mist

**8. Origami**  
AR0MC200  
890mm diameter  
Products shown:  
A = York Oak  
B = Cornish Oak  
C and D = Brushed Oak

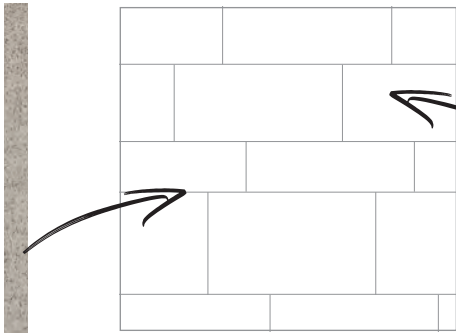
**9. Apollo**  
AR0MC230  
890mm diameter  
Products shown:  
A = Wharf Oak  
B = White Wash Wood  
C = Stria Rock





# Stripping.

Planks and tiles can be set next to each other or divided by a thin line of stripping. The stripping helps to define your grout style and can be as subtle or bold as you like, so different size options are available to order – it’s all about the width and colour of the line.



Basilica Shell  
(chosen as the stripping)









Random Stone  
(standard laying pattern)









Umbra Eclipse  
(chosen as the flooring)



The finished result!

	American Oak (cross grain)	AR0W7050
	Bronze	AR0AMP18
	Cirrus Air (cross grain)	AR0W8100
	Concrete Pale	AR0SCN30
	Fused Birch (cross grain)	AR0W7500
	Gold	AR0AMP78
	Mirabelle Creme	AR0SMB14
	Pure Plain Black	AR0APN22

	Pure Plain White	AR0APN11
	Shimmer Denim	AR0ASE39
	Silver	AR0AMP38
	Stria Basalt	AR0SMS43
	Stria Sediment	AR0SMS14
	Stria Volcanic	AR0SMS42
	Wenge Wood (cross grain)	AR0W7490
	Wild Walnut (cross grain)	AR0W7620



Umbra Eclipse with Basilica Shell Stripping in Random Stone laying pattern – Designers’ Choice





# Designers' *Choice*

*Sophisticated, pre-designed and ready to use*



# Designers' *Choice*: 12 stunning patterns and 92 beautiful colour combinations.



## What is Designers' Choice?

Designers' Choice takes the guesswork out of creating a stunning floor. Our experts have done all the hard work for you, experimenting with textures, tones and patterns to compile a pre-designed collection of floors. All you need to do is choose the one that's right for you.

## Ordering made simple

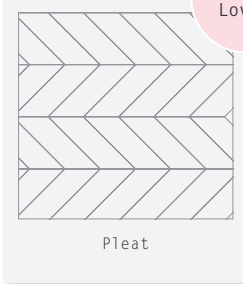
Once you've found your perfect combination, simply note the unique Designers' Choice code and order through one of our hand-picked retailers.

## Total peace of mind

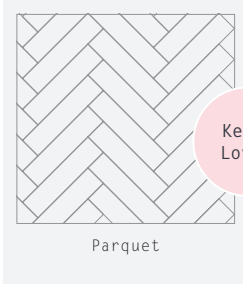
Amtico Signature flooring is covered, even if you move home. The warranty transfers to the new owner, for 35 years from installation.



## Meet the Designers



Sarah Loves



Kelly Loves




Karen Loves



**Sarah Escott**  
Design Manager

"Colour combinations are the hallmark of Designers' Choice, and Pleat is the perfect example. For this collection, the design team has pre-selected the perfect balance of shade and tone."



**Kelly Alders**  
Senior Designer

"Parquet, with its traditional laying pattern, is such an authentic design. It suits the natural grain and graduated colours of oak. Or you could accentuate the look with a mix of different woods for a really bold finish."



**Karen Quarterman**  
Design Manager

"Woven styles, like Basket Weave, have made a real comeback. I love the intricacy of the design, which brings an extra dimension to the geometric pattern. We use advanced cutting techniques to keep the finish super-precise."

love  
love  
love





1

“Structured and symmetrical,  
this is a contemporary take  
on classic geometry.”


Sarah Escott *Design Manager*



- 1. Castel Weave laying pattern
- 2. Designers' Choice DC266
- 3. White Wash Wood

White Wash Wood in Castel Weave laying pattern - Designers' Choice





Sizes used to create  
this pattern...

108 x 431mm

108 x 431mm

304 x 457mm



DC266 Created with White Wash Wood



DC265 Created with Lime Washed Wood



DC271 Created with Nomad Oak



DC268 Created with French Oak



DC269 Created with Harbour Pine



DC267 Created with Manor Oak

Artisan  
shapes,  
multi-tonal  
grains and  
beautiful  
impact.



DC270 Created with York Oak



DC264 Created with Wharf Oak




DC263 Created with Pier Oak





## Amtico Signature | Designers' Choice | French Weave



French Weave


1

**“Planks criss-cross intricately inside elegant squares.”**

Sarah Escott *Design Manager*



Brushed Oak in French Weave laying pattern – Designers' Choice



2




3


- 1. French Weave laying pattern
- 2. Designers' Choice DC277
- 3. Brushed Oak



Amtico Signature | Designers' Choice | French Weave



Module size used to create this pattern...



DC278 Created with White Wash Wood




DC272 Created with Chateau Oak



DC280 Created with Harbour Pine



DC273 Created with Cornish Oak



DC275 Created with Worn Oak



DC274 Created with Aged Oak


Grand impact with a choice of smooth contemporary grains or traditional rustics.



DC277 Created with Brushed Oak



DC276 Created with Fumed Oak



DC279 Created with Galleon Oak





“Inspired by classic decorative tiles, these will add a patchwork of pattern to your floor.”

Sarah Escott *Design Manager*

# Amtico Signature | Designers’ Choice | Muralist

This intricate design is available exclusively in Designers’ Choice, supplied in packs of 16 mixed tiles.

Use alone for an all-over decorative floor, or configure it as a feature within a field of standard planks and tiles.



1



2




- 1. Muralist feature floor
- 2. Designers’ Choice DC291
- 3. Basilica Salt
- 4. Kura Caraway
- 5. Basilica Shell

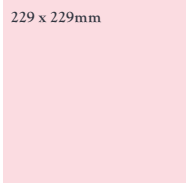
Basilica Salt, Basilica Shell, Kura Caraway in Muralist feature floor – Designers’ Choice shown with Wharf Oak in Stripwood laying pattern

Visit [amtico.com](https://www.amtico.com) to find a retailer or call 0121 745 0800





Tile sizes used to create this pattern...



DC292 Created with Mirabelle Creme, Basilica Shale, Riverstone Tundra



DC291 Created with Basilica Salt, Basilica Shell, Kura Caraway



DC290 Created with Kura Kala, Kura Fennel, Stria Basalt

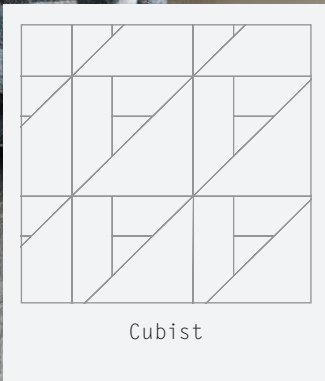


DC293 Created with Basilica Salt, Kura Caraway, Graphite Slate

Creative, playful and decorative.







Cubist

“This is modern geometry for Woods; a twist on traditional parquetry in contemporary grains.”

Sarah Escott *Design Manager*

Nomad Oak in Cubist laying pattern – Designers’ Choice

Architectural shapes and geometrics in a mix of colour and texture.

Amtico Signature | Designers’ Choice | Cubist



DC286 Created with White Wash Wood



DC284 Created with Nomad Oak



DC285 Created with Manor Oak



DC282 Created with Farmhouse Oak



DC281 Created with Dark Walnut



DC283 Created with Ink Wash Wood

Visit [amtico.com](https://www.amtico.com) to find a retailer or call 0121 745 0800





Amtico Signature | Designers' Choice | Basket Weave




1

“It’s the **varied grains** in our one and two-colour designs that make the patterns so beautifully defined.”

Karen Quarterman *Design Manager*



2



3

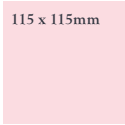

Parisian Pine in Basket Weave laying pattern – Designers' Choice

- 1. Basket Weave laying pattern
- 2. Designers' Choice DC101
- 3. Parisian Pine





Sizes used to create  
this pattern...



DC102 Created with Lime Washed Wood



DC101 Created with Parisian Pine




DC193 Created with Chateau Oak



DC190 Created with Manor Oak

Basket Weave brings innovative combinations of colour and materials to life.





Amtico Signature | Designers' Choice | Basket Weave



Basket Weave

Sizes used to create this pattern...

76 x 305mm

115 x 115mm



DC191 Created with Worn Oak



DC188 Created with York Oak



DC192 Created with Dry Teak



DC187 Created with Harbour Pine



DC189 Created with American Oak



DC194 Created with Priory Oak

This relaxed, versatile shade suits modern or traditional settings.






Amtico Signature | Designers' Choice | Parquet



1



2



3

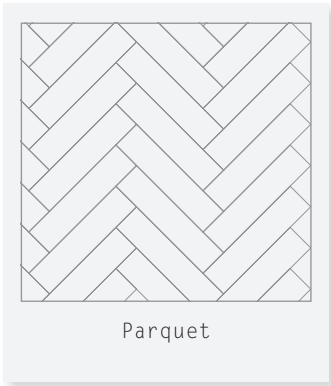
“Parquet goes to the dark side, with the trend for deep inky tones.”  
Sarah Escott *Design Manager*

Ink Wash Wood in Parquet Large laying pattern – Designers' Choice

- 1. Parquet laying pattern
- 2. Designers' Choice DC107
- 3. Ink Wash Wood



Amtico Signature | Designers' Choice | Parquet



Plank sizes used to create this pattern...

Small  
76 x 229mm

Large:  
115 x 457mm



DC225 Created with Basilica Shale, Kura Fennel (Stripping) - *Large Parquet*



DC110 Created with White Wash Wood, Limed Grey Wood - *Small Parquet*



DC226 Created with Cornish Oak, York Oak - *Small Parquet*




Cool grey tones give this classic pattern a contemporary feel.

DC108 Created with Nomad Oak - *Large Parquet*

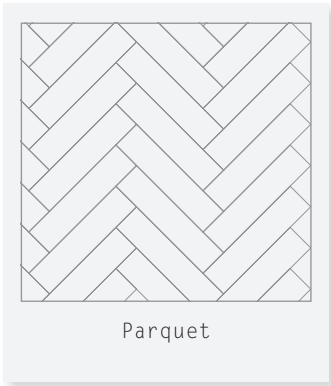


DC228 Created with Kura Caraway, Cadence Aeria (Stripping) - *Large Parquet*



DC107 Created with Ink Wash Wood - *Large Parquet*






Plank sizes used to create this pattern...

Small  
76 x 229mm

Large:  
115 x 457mm



DC113 Created with American Oak - *Small Parquet*



DC227 Created with Dry Teak - *Small Parquet*



DC112 Created with Worn Oak, Brushed Oak, Fumed Oak - *Small Parquet*

Colours are pre-selected by our designers to complement each pattern.



DC115 Created with Farmhouse Oak - *Small Parquet*



DC117 Created with Priory Oak - *Small Parquet*




DC118 Created with Dark Walnut - *Large Parquet*





Amtico Signature | Designers' Choice | Woven



Woven

“Sharp angles and symmetrical shapes give Woven a striking, modern look.”

Karen Quarterman *Design Manager*

1

2

3

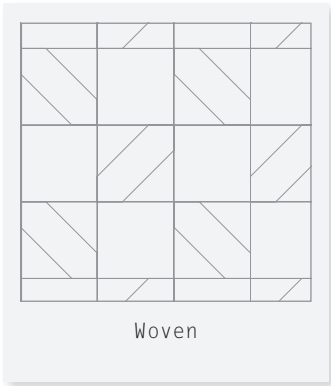


- 1. Woven laying pattern
- 2. Designers' Choice DC119
- 3. Quill Gesso

Quill Gesso in Woven laying pattern – Designers' Choice

Visit [amtico.com](https://www.amtico.com) to find a retailer or call 0121 745 0800





Module size used to create  
this pattern...


229 x 229mm



DC238 Created with Kura Fennel, Kura Kala



DC239 Created with Kura Juniper, Kura Cassia



DC124 Created with Glint Void, Glint Orb



DC240 Created with Priory Oak



DC121 Created with Dark Walnut



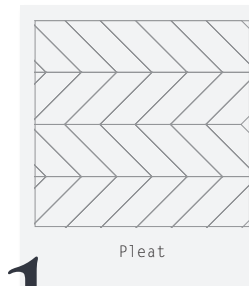
DC119 Created with Quill Gesso

Deep and  
imposing, the dark  
golden tones give a  
stately dimension  
to this design.





## Amtico Signature | Designers' Choice | Pleat



1

“Use the **distinctive chevrons** of Pleat to make your room feel longer or wider.”

Kelly Alders Senior Designer



2



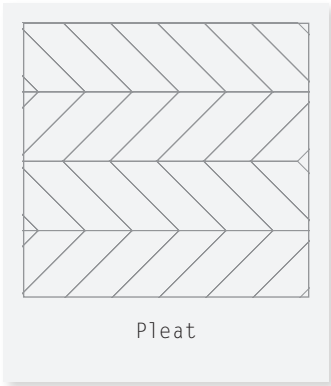
3

Script Maple Silver in Pleat laying pattern – Designers' Choice

- 1. Pleat laying pattern
- 2. Designers' Choice DC215
- 3. Script Maple Silver

Visit [amtico.com](https://www.amtico.com) to find a retailer or call 0121 745 0800





Plank sizes used to create this pattern...

114 x 457mm



DC209 Created with White Wash Wood



DC212 Created with Shibori Jasmine



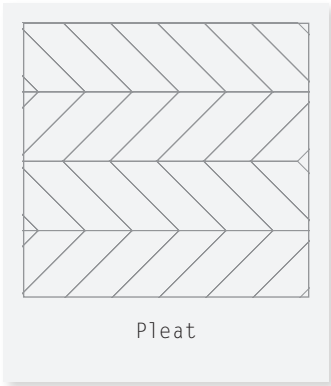
DC129 Created with Wharf Oak, Stria Lava, Cirrus Dawn, Kura Anise, Stria Basalt



DC127 Created with Equator Flow, Kura Kala, Basilica Salt

Simply beautiful, perfectly balanced and incredibly versatile.





Plank sizes used to create this pattern...

114 x 457mm



DC211 Created with Brushed Oak




DC125 Created with American Oak



This rustic, golden wood adds a dynamic look to Pleat's sharp pattern.

DC213 Created with Grande Pecan



DC215 Created with Script Maple Silver

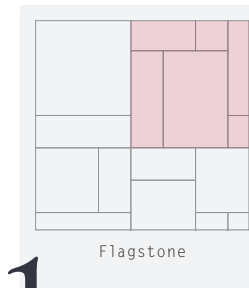




## Amtico Signature | Designers' Choice | Flagstone

"The mix of square and rectangular tiles, in different sizes, gives this floor a unique character."

Kelly Alders Senior Designer



1

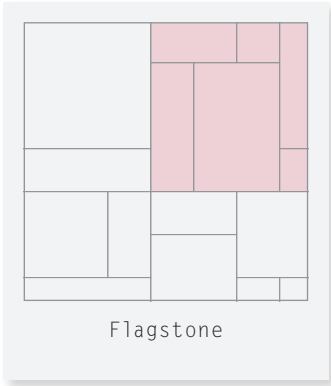


- 1. Flagstone laying pattern
- 2. Designers' Choice DC199
- 3. Lulworth Stone
- 4. Stria Basalt stripping

Lulworth Stone with Stria Basalt stripping in Flagstone Large laying pattern - Designers' Choice

Visit [amtico.com](https://www.amtico.com) to find a retailer or call 0121 745 0800





Full unit size used to create this pattern...




DC204 Created with Stria Sediment, Mica Mix Eggshell (stripping) - *Small Flagstone*



DC198 Created with Riverstone Tundra, Honed Limestone Natural (stripping) - *Large Flagstone*



DC137 Created with Mirabelle Bleu, Stria Basalt (stripping) - *Large Flagstone*

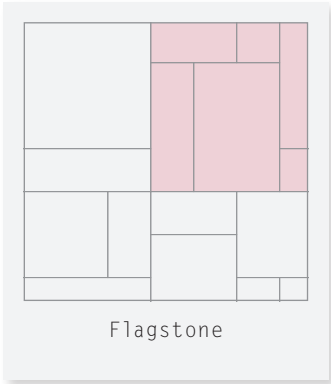


DC199 Created with Lulworth Stone, Stria Basalt (stripping) - *Large Flagstone*

Soft colours and subtle stripping bring a fresh, inviting feel to this combination.




Amtico Signature | Designers' Choice | Flagstone




Full unit size used to create this pattern...



DC200 Created with Basilica Shell, Kura Juniper (stripping) - Large Flagstone



DC201 Created with Welsh Slate, Basilica Salt (stripping) - Large Flagstone



DC203 Created with Kura Anise, Kura Kala (stripping) - Large Flagstone

A clever combination of tiles gives this design a modern twist.



DC205 Created with Stria Volcanic, Kura Kala (stripping) - Small Flagstone



DC207 Created with Cadence Montis, Kura Kala (stripping) - Small Flagstone



DC202 Created with Fragment Abyss, Fragment Nova (stripping) - Large Flagstone





## Amtico Signature | Designers' Choice | Random Stone



1

“Tiles in three different sizes shift across the floor for a smart finish.”

Kelly Alders Senior Designer



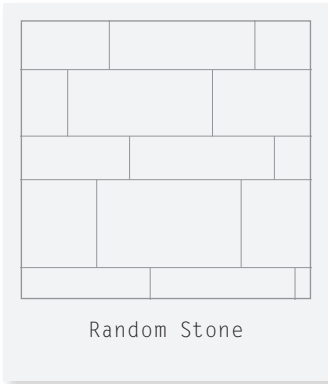
- 1. Random Stone laying pattern
- 2. Designers' Choice DC179
- 3. Umbra Eclipse
- 4. Basilica Shell stripping

Umbra Eclipse with Basilica Shell stripping  
in Random Stone laying pattern – Designers' Choice



Visit [amtico.com](https://www.amtico.com) to find a retailer or call 0121 745 0800



Amtico Signature | Designers' Choice | Random Stone



Tile sizes used to create this pattern...



DC232 Created with Basilica Salt, Kura Anise (stripping)



DC233 Created with Mica Mix Eggshell, Kura Fennel (stripping)



DC180 Created with Composite Pumice, Cirrus Air (stripping)

SEE OUR ROOM  
VISUALISER AT  
[AMTICO.COM](https://www.amtico.com)

Visit [amtico.com](https://www.amtico.com) to find a retailer or call 0121 745 0800


Pattern swirls across the tiles for a moody, modern look.



DC179 Created with Umbra Eclipse, Basilica Shell (stripping)



DC234 Created with Stria Volcanic, Metal Shot (stripping)



DC235 Created with Graphite Slate, Basilica Shell (stripping)

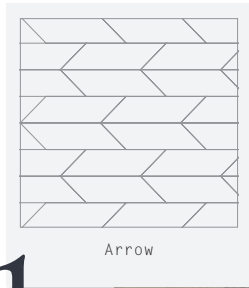
Visit our Room Visualiser at [amtico.com](https://www.amtico.com) to view your favourites in your chosen space and laying pattern





Kura Kala and Kura Caraway, in Arrow laying pattern – Endless Possibilities EP160

Amtico Signature | Designers' Choice | Arrow



1

“This darting design uses contrasting colours and strong angles for dramatic effect.”

Karen Quarterman *Design Manager*



3

4



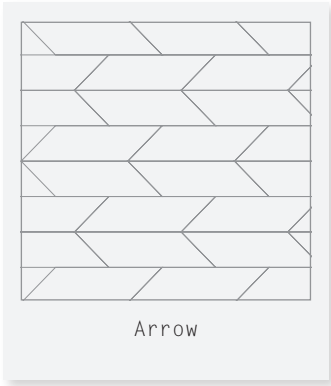
2

- 1. Arrow laying pattern
- 2. Designers' Choice DC160
- 3. Basilica Shell
- 4. Basilica Salt

Basilica Salt and Basilica Shell in Arrow laying pattern – Designers' Choice

Visit [amtico.com](https://www.amtico.com) to find a retailer or call 0121 745 0800





Plank sizes used to create this pattern...

114 x 457mm



DC185 Created with Infinity Spark



DC186 Created with Equator Flow



DC160 Created with Basilica Salt, Basilica Shell

From dark to light, four balanced tones bring warmth and colour.



DC164 Created with Kura Kala, Kura Cassia, Kura Caraway, Kura Anise



DC163 Created with Reclaimed Oak, Pier Oak, Harbour Pine

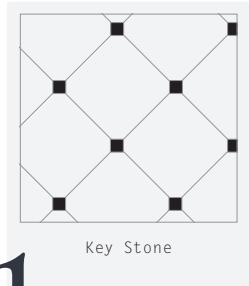


DC162 Created with Back to Black Vamp, Infinity Pulse





Amtico Signature | Designers' Choice | Key Stone



Key Stone

1

“This **distinctive pattern** is about classic beauty: the intersecting key squares and octagonal tiles echo **traditional geometry.**”

Karen Quarterman *Design Manager*



3



4

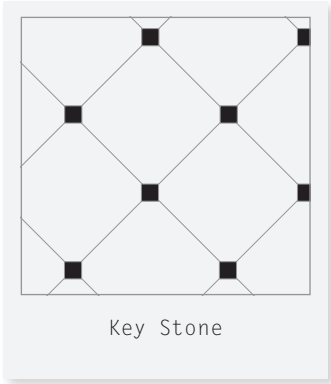


2

- 1. Key Stone laying pattern
- 2. Designers' Choice DC218
- 3. Jura Grey
- 4. Dark Walnut

Jura Grey and Dark Walnut in Key Stone laying pattern – Designers' Choice







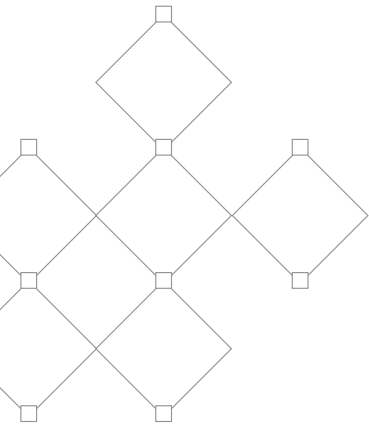
Tile sizes used to create this pattern...



51 x 51mm




51 x 51mm



DC216 Created with Composite Calcium, Graphite Slate - *Small Key Stone*



DC219 Created with Stria Ash, Cirrus Twilight - *Small Key Stone*



DC220 Created with Umbra Eclipse, Umbra Veil - *Large Key Stone*

Visit [amtico.com](https://www.amtico.com) to find a retailer or call 0121 745 0800

So much opportunity to create something unique and beautiful.



DC217 Created with Mirabelle Creme, Fossil Limestone - *Small Key Stone*



DC218 Created with Jura Grey, Dark Walnut - *Small Key Stone*



DC221 Created with Stria Sand, Mirabelle Creme - *Large Key Stone*

Visit our Room Visualiser at [amtico.com](https://www.amtico.com) to view your favourites in your chosen space and laying pattern





# Amtico *Décor*

*Elegant and timeless Victorian style*



# Introducing Amtico Décor.

Amtico Décor is a stylish flooring collection that will take you effortlessly back to the Victorian era.

Based on designs from the Amtico archives, Décor works equally well in period and contemporary settings, to cover an entire floor or to create a focal point.

## Ordering made easy

Visit [amtico.com](https://www.amtico.com) or call 0121 745 0800 to find your nearest, hand-picked retailer.

Simply tell your Amtico retailer the tile, pattern, corner and border design you would like to order using the Décor codes.


## Total peace of mind



Beautiful flooring that lasts a lifetime. Speak to our experts to find out more about the Amtico Signature Lifetime warranty.



Geo Ecu – DC261




Each tile is finished with bevelled edges


## Two distinctive laying patterns

1


**Corona Pattern** – A kaleidoscope pattern in complementary colours. Use alone, or add a unique decorative border for harmonious style.



**Corona Mono** – DC257  
Border – DC257B  
Corner – DC257C




**Corona Azure** – DC258  
Border – DC258B  
Corner – DC258C




**Corona Sepia** – DC259  
Border – DC259B  
Corner – DC259C

2


**Geo Pattern** – A simple geometric square that updates the Victorian look. Let the pattern flood the floor or use as a border to frame statement interior pieces.



**Geo Oyster** – DC260  
Border – DC260B



**Geo Ecu** – DC261  
Border – DC261B  
Corner – DC261C



**Geo Graphite** – DC262  
Border – DC262B  
Corner – DC262C

Visit [amtico.com](https://www.amtico.com) to find a retailer or call 0121 745 0800





Geo Ecrú - DC261



Geo Ecrú - DC261

FIND YOUR  
NEAREST  
RETAILER AT  
[AMTICO.COM](https://www.amtico.com)


### Geo Ecrú

Soft grey and warm cream  
combine to create a soft,  
inviting update to this  
traditional tile design.



Created with Mirabelle Creme, Grey





1. Geo laying pattern
2. Glint Orb
3. Mink



Geo Oyster - DC260


## Geo Oyster

The new neutrals: a glint of silver adds a subtle gleam to this sophisticated scheme.



Border - DC260B

Visit [amtico.com](https://www.amtico.com) to find a retailer or call 0121 745 0800



1. Geo laying pattern
2. Graphite Slate
3. Grey



Geo Graphite - DC262

## Geo Graphite

A palette of charcoal and pale grey puts an elegant spin on monochrome in this smart flooring.



Border - DC262B

Visit [amtico.com](https://www.amtico.com) to find a retailer or call 0121 745 0800





Corona Sepia - DC259



Corona Sepia - DC259

FIND YOUR  
NEAREST  
RETAILER AT  
[AMTICO.COM](https://www.amtico.com)

### Corona Sepia

Four earthy tones interrupted by a burst of blue. This versatile flooring works equally well as a complete floor or a standout feature, and perfectly suits a traditional scheme.



Created with Tan, Graphite Slate, Mirabelle Creme, Blue, Brown





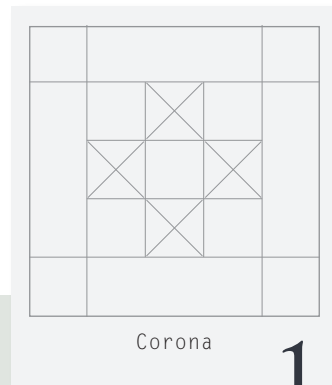
Corona Mono – DC257

## Corona Mono

Make a statement with bold and beautiful black and white. This classic pairing creates a stylish welcome in a hallway.




Border – DC257B



Corona

1



2



3

1. Corona laying pattern
2. White
3. Graphite Slate



Visit [amtico.com](https://www.amtico.com) to find a retailer or call 0121 745 0800




Corona Azure – DC258  
with Fumed Oak in a Stripwood laying pattern

## Corona Azure

Think stone, sea and sky – a muted palette that brings harmony to a living space. This accessible design will work alone or alongside a complementary product.




Border – DC258B



Corona

1



2



3



1. Corona laying pattern
2. Mirabelle Creme
3. Graphite Slate
4. Sky
5. Blue
6. Grey



Visit [amtico.com](https://www.amtico.com) to find a retailer or call 0121 745 0800



## Wood

[illegible]

Please note all sizes and availability are correct at the time of press. Please contact your local Amtico flooring specialist for the latest information.

246

Wood

[illegible]

\* Also available in a Barnwood finish

## Stone

Stone

			Tile sizes (straight grain)						Plank sizes (straight grain)				Cross grain sizes				
			905 x 305mm (12" x 12")	905 x 457mm (12" x 18")	457 x 457mm (18" x 18")	Xtra 905 x 610mm (12" x 24")	Xtra 457 x 610mm (18" x 24")	Xtra 457 x 915mm (18" x 36")	76 x 915mm (3" x 36")	114 x 915mm (4.5" x 36")	152 x 915mm (6" x 36")	Xtra 185 x 915mm (6" x 36")	Xtra 229 x 1220mm (9" x 48")	Standard width and length up to 457mm (18")	Standard width and length up to 915mm (36")	Standard width and length up to 610mm (24")	Standard width and length up to 1220mm (48")
Product Name	Product Code	Surface Finish															
Alchemy Atmosphere	AR0AAL30	Ceramic ***	●	●	●	●	●	●	●	●	●	●	●		●	●	●
Alchemy Haze	AR0AAL14	Ceramic	●	●	●	●	●	●	●	●	●	●	●		●	●	●
Alchemy Storm	AR0AAL20	Ceramic ***	●	●	●	●	●	●	●	●	●	●	●		●	●	●
Basilica Salt	AR0SBS12	Ceramic	●	●	●	●	●	●	●	●	●	●	●	●	●	●	●
Basilica Shale	AR0SBS31	Ceramic	●	●	●	●	●	●	●	●	●	●	●	●	●	●	●
Basilica Shell	AR0SBS41	Ceramic	●	●	●	●	●	●	●	●	●	●	●	●	●	●	●
Buckland Stone	AR0SST42	Ceramic ***	●	●	●	●	●	●	●	●	●	●	●		●	●	●
Cadence Aeria	AR0SPB31	Ceramic ***	●	●	●	●	●	●	●	●	●	●	●	●	●	●	●
Cadence Dune	AR0SPB44	Ceramic ***	●	●	●	●	●	●	●	●	●	●	●	●	●	●	●
Cadence Montis	AR0SPB22	Ceramic ***	●	●	●	●	●	●	●	●	●	●	●	●	●	●	●
Crema Marfil	AR0SMF47	Ceramic	●	●	●	●	●	●	●	●	●	●	●		●	●	●
Cumbrian Slate	AR0SSL32	Ceramic ***	●	●	●	●	●	●	●	●	●	●	●	●	●	●	●
Doric Marble	AR0STV14	Ceramic	●	●	●	●	●	●	●	●	●	●	●	●	●	●	●
Exposed Concrete	AR0SEC30	Ceramic	●	●	●	●	●	●	●	●	●	●	●		●	●	●
Fossil Limestone	AR0SFL33	Ceramic	●	●	●	●	●	●	●	●	●	●	●		●	●	●
Graphite Slate	AR0SSL23	Ceramic ***	●	●	●	●	●	●	●	●	●	●	●	●	●	●	●
Honed Limestone Natural	AR0SLH11	Ceramic	●	●	●	●	●	●	●	●	●	●	●	●	●	●	●
Jura Grey	AR0SJA34	Ceramic	●	●	●	●	●	●	●	●	●	●	●		●	●	●
Jura Yellow	AR0SJA75	Ceramic	●	●	●	●	●	●	●	●	●	●	●		●	●	●
Kura Anise	AR0SKU39	Ceramic	●	●	●	●	●	●	●	●	●	●	●	●	●	●	●
Kura Caraway	AR0SKU38	Ceramic	●	●	●	●	●	●	●	●	●	●	●	●	●	●	●
Kura Cassia	AR0SKU41	Ceramic	●	●	●	●	●	●	●	●	●	●	●	●	●	●	●
Kura Fennel	AR0SKU34	Ceramic	●	●	●	●	●	●	●	●	●	●	●	●	●	●	●
Kura Juniper	AR0SKU42	Ceramic	●	●	●	●	●	●	●	●	●	●	●	●	●	●	●
Kura Kala	AR0SKU31	Ceramic	●	●	●	●	●	●	●	●	●	●	●	●	●	●	●
Kura Opium	AR0SKU49	Ceramic	●	●	●	●	●	●	●	●	●	●	●	●	●	●	●
Limestone	AR0SLK14	Ceramic	●	●	●	●	●	●	●	●	●	●	●		●	●	●
Lulworth Stone	AR0SST41	Ceramic ***	●	●	●	●	●	●	●	●	●	●	●		●	●	●
Mirabelle Bleu	AR0SMB34	Ceramic	●	●	●	●	●	●	●	●	●	●	●		●	●	●
Mirabelle Creme	AR0SMB14	Ceramic	●	●	●	●	●	●	●	●	●	●	●		●	●	●
Riverstone Chalk	AR0SRS14	Ceramic ***	●	●	●	●	●	●	●	●	●	●	●	●	●	●	●
Riverstone Tundra	AR0SRS40	Ceramic ***	●	●	●	●	●	●	●	●	●	●	●	●	●	●	●
Stria Ash	AR0SMS13	Ceramic ***	●	●	●	●	●	●	●	●	●	●	●	●	●	●	●
Stria Basalt	AR0SMS43	Ceramic ***	●	●	●	●	●	●	●	●	●	●	●		●	●	●
Stria Lava	AR0SMS44	Ceramic ***	●	●	●	●	●	●	●	●	●	●	●	●	●	●	●
Stria Rock	AR0SMS33	Ceramic ***	●	●	●	●	●	●	●	●	●	●	●		●	●	●
Stria Sand	AR0SMS47	Ceramic ***	●	●	●	●	●	●	●	●	●	●	●	●	●	●	●
Stria Sediment	AR0SMS14	Ceramic ***	●	●	●	●	●	●	●	●	●	●	●	●	●	●	●
Stria Volcanic	AR0SMS42	Ceramic ***	●	●	●	●	●	●	●	●	●	●	●	●	●	●	●
Travertine Honey	AR0STV32	Ceramic	●	●	●	●	●	●	●	●	●	●	●		●	●	●
Travertine Romano	AR0STV33	Ceramic	●	●	●	●	●	●	●	●	●	●	●	●	●	●	●
Welsh Slate	AR0SSL21	Riven Marble	●	●	●	●	●	●	●	●	●	●	●		●	●	●
Worn Concrete	AR0STL39	Ceramic	●	●	●	●	●	●	●	●	●	●	●		●	●	●

\*\*\* Also available in a Riven Marble finish

Visit [amtico.com](http://amtico.com) to find a retailer or call 0121 745 0800

247



Amtico Signature | Shapes & Sizes

Abstract

Abstract			Tile sizes (straight grain)										Plank sizes (straight grain)				Cross grain sizes			
			305 x 305mm (12" x 12")	305 x 457mm (12" x 18")	457 x 457mm (18" x 18")	Xtra 305 x 610mm (12" x 24")	Xtra 457 x 610mm (18" x 24")	Xtra 457 x 915mm (18" x 36")	76 x 915mm (3" x 36")	114 x 915mm (4.5" x 36")	152 x 915mm (6" x 36")	Xtra 229 x 915mm (9" x 36")	Xtra 185 x 1220mm (7.25" x 48")	Standard width and length up to 457mm (18")	Standard width and length up to 915mm (36")	Standard width and length up to 610mm (24")	Standard width and length up to 1220mm (48")			
Product Name	Product Code	Surface Finish															Shipping Option			
													Laying Patterns				Bespoke Design			
													Borders and Molds							
Back to Black Envy	AR0ABB28	Tick	●	●	●	●	●	●	●	●	●	●	●	●	●	●	●			
Back to Black Vamp	AR0ABB22	Tick	●	●	●	●	●	●	●	●	●	●	●	●	●	●	●			
Bangkok	AR0ACF59	Ceramic	●	●	●	●	●	●	●	●	●	●	●	●	●	●	●			
Chroma Black	AR0ACH22	Ceramic	●*	●	●	●	●	●	●	●	●	●	●	●	●	●	●			
Chroma Blue	AR0ACH99	Ceramic	●*	●	●	●	●	●	●	●	●	●	●	●	●	●	●			
Chroma Gold	AR0ACH79	Ceramic	●*	●	●	●	●	●	●	●	●	●	●	●	●	●	●			
Composite Calcium	AR0SGN11	Ceramic	●	●	●	●	●	●	●	●	●	●	●	●	●	●	●			
Composite Flint	AR0SGN32	Ceramic	●	●	●	●	●	●	●	●	●	●	●	●	●	●	●			
Composite Pumice	AR0SGN31	Ceramic	●	●	●	●	●	●	●	●	●	●	●	●	●	●	●			
Dublin	AR0ACF83	Ceramic	●	●	●	●	●	●	●	●	●	●	●	●	●	●	●			
Equator Flow	AR0AEQ13	Ceramic	●	●	●	●	●	●	●	●	●	●	●	●	●	●	●			
Equator Tide	AR0AEQ40	Ceramic	●	●	●	●	●	●	●	●	●	●	●	●	●	●	●			
Equator Wave	AR0AEQ39	Ceramic	●	●	●	●	●	●	●	●	●	●	●	●	●	●	●			
Fragment Abyss	AR0SFR22	Riven Marble	●	●	●	●	●	●	●	●	●	●	●	●	●	●	●			
Fragment Astro	AR0SFR33	Riven Marble	●	●	●	●	●	●	●	●	●	●	●	●	●	●	●			
Fragment Comet	AR0SFR78	Riven Marble	●	●	●	●	●	●	●	●	●	●	●	●	●	●	●			
Fragment Nova	AR0SFR11	Riven Marble	●	●	●	●	●	●	●	●	●	●	●	●	●	●	●			
Glint Orb	AR0AGG11	Ceramic	●	●	●	●	●	●	●	●	●	●	●	●	●	●	●			
Glint Void	AR0AGG22	Ceramic	●	●	●	●	●	●	●	●	●	●	●	●	●	●	●			
Helsinki	AR0ACF90	Ceramic	●	●	●	●	●	●	●	●	●	●	●	●	●	●	●			
Infinity Pulse	AR0A2048	Ceramic	●	●	●	●	●	●	●	●	●	●	●	●	●	●	●			
Infinity Spark	AR0A1131	Ceramic	●	●	●	●	●	●	●	●	●	●	●	●	●	●	●			
Infinity Strobe	AR0A3120	Ceramic	●	●	●	●	●	●	●	●	●	●	●	●	●	●	●			
Linear Chalk	AR0ALA11	Ceramic	●	●	●	●	●	●	●	●	●	●	●	●	●	●	●			
Linear Graphite	AR0ALA33	Ceramic	●	●	●	●	●	●	●	●	●	●	●	●	●	●	●			
Linear Metallic Spice	AR0ALA24	Ceramic	●	●	●	●	●	●	●	●	●	●	●	●	●	●	●			
Linear Metallic Steel	AR0ALA21	Ceramic	●	●	●	●	●	●	●	●	●	●	●	●	●	●	●			
Marcasite	AR0AMR30	Light Dimple	●	●	●	●	●	●	●	●	●	●	●	●	●	●	●			
Marrakech	AR0ACF51	Ceramic	●	●	●	●	●	●	●	●	●	●	●	●	●	●	●			
Metal Foil	AR0AME31	Dimple	●	●	●	●	●	●	●	●	●	●	●	●	●	●	●			
Metal Gold Leaf	AR0AME71	Dimple	●	●	●	●	●	●	●	●	●	●	●	●	●	●	●			
Metal Pewter	AR0AME39	Dimple	●	●	●	●	●	●	●	●	●	●	●	●	●	●	●			
Metal Shot	AR0AME33	Dimple	●	●	●	●	●	●	●	●	●	●	●	●	●	●	●			
Metal Tin	AR0AME32	Dimple	●	●	●	●	●	●	●	●	●	●	●	●	●	●	●			
Mica Mix Earth	AR0SMM44	Ceramic	●	●	●	●	●	●	●	●	●	●	●	●	●	●	●			
Mica Mix Eggshell	AR0SMM41	Ceramic	●	●	●	●	●	●	●	●	●	●	●	●	●	●	●			
Mumbai	AR0ACF98	Ceramic	●	●	●	●	●	●	●	●	●	●	●	●	●	●	●			
Napoli	AR0ACF75	Ceramic	●	●	●	●	●	●	●	●	●	●	●	●	●	●	●			
Paris	AR0ACF92	Ceramic	●	●	●	●	●	●	●	●	●	●	●	●	●	●	●			
Patina Atom	AR0APT33	Ceramic	●	●	●	●	●	●	●	●	●	●	●	●	●	●	●			
Patina Smalt	AR0APT22	Ceramic	●	●	●	●	●	●	●	●	●	●	●	●	●	●	●			
Patina Vapour	AR0APT31	Ceramic	●	●	●	●	●	●	●	●	●	●	●	●	●	●	●			
Rio	AR0ACF56	Ceramic	●	●	●	●	●	●	●	●	●	●	●	●	●	●	●			
Seoul	AR0ACF84	Ceramic	●	●	●	●	●	●	●	●	●	●	●	●	●	●	●			
Sevilla	AR0ACF64	Ceramic	●	●	●	●	●	●	●	●	●	●	●	●	●	●	●			
Shimmer Denim	AR0ASE39	Ceramic	●	●	●	●	●	●	●	●	●	●	●	●	●	●	●			
Shimmer Felt	AR0ASE34	Ceramic	●	●	●	●	●	●	●	●	●	●	●	●	●	●	●			
Shimmer Metal	AR0ASE33	Ceramic	●	●	●	●	●	●	●	●	●	●	●	●	●	●	●			
Umbra Dusk	AR0AUA24	Ceramic	●	●	●	●	●	●	●	●	●	●	●	●	●	●	●			
Umbra Eclipse	AR0AUA33	Ceramic	●	●	●	●	●	●	●	●	●	●	●	●	●	●	●			
Umbra Veil	AR0AUA13	Ceramic	●	●	●	●	●	●	●	●	●	●	●	●	●	●	●			

Please note all sizes and availability are correct at the time of press. Please contact your local Amtico flooring specialist for the latest information.  
\* Tiles should be laid Broken Bond

Stripping

Product Name	Product Code	Surface Finish	Straight grain					Cross grain				
			3 x 915mm (0.125' x 36")	6 x 915mm (0.25' x 36")	9 x 915mm (0.375' x 36")	13 x 915mm (0.5' x 36")	19 x 915mm (0.75' x 36")	3 x 915mm (0.125' x 36")	6 x 915mm (0.25' x 36")	9 x 915mm (0.375' x 36")	13 x 915mm (0.5' x 36")	19 x 915mm (0.75' x 36")
American Oak	AR0W7050	Tick	●	●	●	●	●	●	●	●	●	●
Bronze	AR0AMP18	Tick	●	●	●	●	●	●	●	●	●	●
Cirrus Air	AR0W8100	Tick	●	●	●	●	●	●	●	●	●	●
Concrete Pale	AR0SCN30	Ceramic	●	●	●	●	●	●	●	●	●	●
Fused Birch	AR0W7500	Tick	●	●	●	●	●	●	●	●	●	●
Gold	AR0AMP78	Tick	●	●	●	●	●	●	●	●	●	●
Mirabelle Creme	AR0SMB14	Ceramic	●	●	●	●	●	●	●	●	●	●
Pure Plain Black	AR0APN22	Ceramic	●	●	●	●	●	●	●	●	●	●
Pure Plain White	AR0APN11	Ceramic	●	●	●	●	●	●	●	●	●	●
Shimmer Denim	AR0ASE39	Ceramic	●	●	●	●	●	●	●	●	●	●
Silver	AR0AMP38	Tick	●	●	●	●	●	●	●	●	●	●
Stria Basalt	AR0SMS43	Ceramic	●	●	●	●	●	●	●	●	●	●
Stria Sediment	AR0SMS14	Ceramic	●	●	●	●	●	●	●	●	●	●
Stria Volcanic	AR0SMS42	Ceramic	●	●	●	●	●	●	●	●	●	●
Wenge Wood	AR0W7490	Tick	●	●	●	●	●	●	●	●	●	●
Wild Walnut	AR0W7620	Tick	●	●	●	●	●	●	●	●	●	●

- Available from stock
- Lead times apply

You can also order non-standard widths from the Amtico Signature Collection.





# Caring

for your Amtico floor

---

Visit [amtico.com](https://www.amtico.com) to find a retailer or call 0121 745 0800



# Caring for your floor in four easy steps...

Amtico floors are made to last, so with just a little TLC you'll enjoy years of beauty beneath your feet.

Unlike a natural floor, LVT doesn't need regular buffing, polishing and refurbishment. In fact, it needs relatively little maintenance to keep it looking as good as new. Here's how to make the most of your floor...



## 1 Protect the surface

*Perfectly pristine*

To keep your floor as immaculate as the day it was fitted, add protective felt feet or glides to your furniture. Included in your Amtico Starter Kit, they help reduce the risk of scratching your floor. Try increasing the contact area between your furniture and floor to spread the weight, which will also help to reduce the risk of dents.



## 3 Wash and brush up

*Sparkle and shine*

We recommend Amtico Floorcare Maintainer for regular cleaning with a standard string mop – this will remove any marks that don't disappear with a light sweep. For full care advice, visit [amtico.com](https://www.amtico.com) or your nearest Amtico retailer.



## 2 Remove dust and dirt

*Looking good*


The key to maintaining any floor is to keep it clean, and the beauty of Amtico products is that there is very little maintenance required. Sweep frequently, mop occasionally and use an Amtico Entrance mat to reduce the chance of dirt and grime being walked onto your floor.



## 4 Spring clean

*Clean as a whistle*

Once a year, or as and when required, do a deeper clean. Use Amtico Floorcare Stripper to remove any ingrained dirt – simply apply the prepared solution, leave for 10 minutes, then thoroughly rinse twice. Once the floor is dry, apply Amtico Floorcare Dressing for a fresh new look.

 See full wear and care guide for further details. Available online at [amtico.com](https://www.amtico.com)





## Your local retailer

Your local Amtico flooring specialist can help make your flooring dreams a reality.

## Room Visualiser

Try the products and laying patterns that suit your home with our unique Room Visualiser.

## Order samples

Order free samples in advance to see how they work in your space.

## Technical support

For advice on installation, preparation and care for your floor call 02476 861 409 or email [technical.support@amtico.com](mailto:technical.support@amtico.com)



[amtico.com](http://amtico.com)

0121 745 0800



White Wash Wood with Limed Grey Wood in Parquet laying pattern – Designers' Choice



Amtico Spacia offers a 25-year warranty. If the house is sold the warranty is transferable to the next and all subsequent owners, with a limit of 25 years from installation.

Amtico Form offers a 30-year warranty. If the house is sold the warranty is transferable to the next and all subsequent owners, with a limit of 30 years from installation.

The Amtico Signature warranty is for the lifetime of the purchaser. If the house is sold, the warranty is transferable to the next and all subsequent owners, with a limit of 35 years from installation.

The warranty means that in the event of 'wear-out' from normal foot traffic, the floor will be repaired free of charge. Wear-out means the removal of the pattern and colour from the Amtico floor caused by the removal of the protective wear layer. Damage caused by stains, spillages, burns, scratches, indentations, floods and any other accidents or abuse, as well as any reduction in the surface gloss due to normal wear and tear, is excluded from the guarantee.

Every effort is made to achieve accurate reproduction of products in this brochure; however, printing limitations can be misleading. Selection of products should be made from actual samples. Samples are small pieces cut from standard tiles. They only give a general indication of the design. Tone and shading can vary slightly from batch to batch, and it is not possible to guarantee that the sample will exactly match the material supplied. The policy of the Company is one of continuous development and improvement and the right is reserved to add or delete from the range or change patterns without prior notification.

For more inspiration  
visit *amtico.com*

**Amtico International**

UK & European Sales  
Solar Park  
Southside  
Solihull  
West Midlands  
B90 4SH

Tel: 0121 745 0800  
Email: [info@amtico.com](mailto:info@amtico.com)

MLIT.BRU.Z7.UAFV2

**amtico**